



# Club Health Assessment for District 201N1 through December 2024

			Status	Membership							Reports					Finance		LCIF
Club Number	Club Name	Charter Date		Current Member Count	YTD Members Added	YTD Members Dropped	YTD Net Growth	YTD Net Growth%	Member Count 12 Months Ago	Avg. length of service for dropped members	Months Since Last MMR ***	Yrs. Since Last Officer Report	President Rotation	Vice President Reported ****	Months Since Last Activity Report ***	Account Balance	Donations for current Fiscal Year	
			Number of times on status quo within last two years	If below 15 members appears				If net loss is greater than 20% appears			If no report in 3 months appears in	When more than one year appears in	Number of repeat terms		Notes the officers that do not have an active	If no report at 12 months appears in red		
Clubs more than two years old																		
22385	ARMIDALE	09/29/1955	Active	15	0	0	0	0.00%	15		3		2	N	SC	3		\$1,000.00
34679	ARMIDALE DUMARESQ	11/29/1977	Active	40	3	1	2	5.26%	38	3	0		2	N	SC	5		
Exc Award (06/30/2021)																		
54981	ARMIDALE DUVAL	10/21/1993	Active	12	0	0	0	0.00%	12		4		2	R	SC	10		
22386	ASHFORD	02/18/1970	Active	5	0	4	-4	-44.44%	10	3	2		4		P,M,VP,SC	13		
104943	AUSTRALIAN LIONSONOZ	03/11/2009	Active	34	2	1	1	3.03%	38	8	0			N	SC	9		
Exc Award (06/30/2021, 06/30/2022, 06/30/2023)																		
133404	Australian Online & Travellers	01/03/2018	Active	21	2	0	2	10.53%	24		2		3	N		6		
31369	BARRABA	11/20/1975	Active	14	0	1	-1	-6.67%	17	9	4		2		VP,SC	6		
22387	BELLINGEN	08/25/1954	Active	16	3	4	-1	-5.88%	18	16	2		2	N	T	1		
Exc Award (06/30/2023)																		
35813	BINGARA	06/23/1978	Active	16	0	0	0	0.00%	19		9				T,VP,SC	24+		
22390	BOGGABRI	04/25/1972	Active	26	6	0	6	30.00%	19		1		4		M,VP,SC	13		
54575	BONVILLE SAWTELL	06/09/1993	Active	20	0	1	-1	-4.76%	22	26	4		2		VP,SC	24+		\$664.32
29591	BOWRAVILLE	06/27/1974	Cancelled(6*)	0	0	0	0	0.00%	10		6	1	None		P,S,T,M,VP SC	12		
45170	BUNDARRA	06/14/1985	Active	19	2	0	2	11.76%	18		3	1	None		P,S,T,M,VP SC	20		
141815	Clarence - Environment	06/29/2020	Active	23	0	6	-6	-20.69%	22	4	0		3	R	M,SC	10		
22395	COFFS HARBOUR	04/27/1953	Active	18	1	0	1	5.88%	18		5		2	R	SC	0		
Exc Award (06/30/2023)																		
30933	COFFS HARBOUR PACIFIC CITY	06/13/1975	Active	11	0	0	0	0.00%	12		8		4	R	SC	4		
41554	COLLARENEBRI	06/22/1982	Active	10	0	0	0	0.00%	10		9			N	M,VP	1		\$169.55
22397	DORRIGO PLATEAU	05/02/1968	Active	11	0	1	-1	-8.33%	13	6	5		2	N	P,M,VP	2		
22398	FORSTER TUNCURRY	04/05/1961	Active	31	1	5	-4	-11.43%	37	17	0		2	R	S,SC	2		
Exc Award (06/30/2018, 06/30/2022)																		
22399	GLEN INNES	10/23/1953	Active	30	5	3	2	7.14%	28	4	0			N	M,SC	8		



# Club Health Assessment for District 201N1 through December 2024

			Status	Membership							Reports					Finance		LCIF		
Club Number	Club Name	Charter Date		Current Member Count	YTD Members Added	YTD Members Dropped	YTD Net Growth	YTD Net Growth%	Member Count 12 Months Ago	Avg. length of service for dropped members	Months Since Last MMR ***	Yrs. Since Last Officer Report	President Rotation	Vice President Reported ****	Months Since Last Activity Report ***	Account Balance	Donations for current Fiscal Year			
			Number of times on status quo within last two years	If below 15 members appears					If net loss is greater than 20% appears						If no report in 3 months appears in	When more than one year appears in	Number of repeat terms	Notes the officers that do not have an active red	If no report in 12 months appears in	
Exc Award (06/30/2023)																				
143629	Glen Innes Highlands Lioness	11/19/2020	Active	14	2	2	0	0.00%	18	4	1			VP,SC	1					
22402	GRAFTON	09/24/1953	Active	12	1	0	1	9.09%	11		0		6	T,VP,SC	1					
22403	GUNNEDAH	09/23/1958	Active	18	2	2	0	0.00%	18	24	3			VP	0					
22404	GUYRA	12/08/1970	Active	11	0	0	0	0.00%	11		8			M,VP,SC	2					
50461	HALLIDAYS POINT	04/19/1990	Active	30	5	0	5	20.00%	42		1			VP,SC	12					
Exc Award (06/30/2017)																				
32630	HARRINGTON	07/06/1976	Active	27	1	3	-2	-6.90%	29	5	0			N	1			\$328.59		
Exc Award (06/30/2017, 06/30/2020, 06/30/2023)																				
22407	INVERELL	10/19/1953	Active	19	1	0	1	5.56%	20		5			T,VP,SC	24+			\$326.58		
36497	INVERELL MACINTYRE	01/18/1979	Active	37	6	6	0	0.00%	39	4	0			N P	4					
Exc Award (06/30/2018)																				
22409	KEMPSEY	12/12/1957	Active	7	0	3	-3	-30.00%	12	8	1	1	None	P,S,T,M,VP SC	0					
59460	KOOTINGAL	05/05/1997	Active	25	0	1	-1	-3.85%	23	2	0		2	R	0			\$1,356.43		
Exc Award (06/30/2024)																				
108094	LAKE CATHIE BONNY HILLS	04/13/2010	Active	8	0	0	0	0.00%	9		8			M,VP,SC	24+					
35226	MACKSVILLE	03/29/1978	Active	13	3	0	3	30.00%	8		0		2	R	0			\$332.16		
45006	MACLEAN	05/02/1985	Active	18	4	0	4	28.57%	14		1			T,VP,SC	10					
31053	MANILLA	06/30/1975	Active	10	0	0	0	0.00%	10		8	1	None	P,S,T,M,VP SC	9			\$332.16		
36243	MANNING RIVER L C	11/22/1978	Active	35	3	0	3	9.38%	35		5			VP	0			\$690.04		
Exc Award (06/30/2018, 06/30/2023)																				
22414	MOREE	11/11/1954	Active	21	0	1	-1	-4.55%	23	2	3			N P,S,SC	6					
22415	MURRURUNDI	07/10/1962	Active	13	0	0	0	0.00%	11		6		2	R SC	4					
22417	NAMBUCCA HEADS	12/07/1967	Active	32	0	1	-1	-3.03%	31	1	3		4	R	0					
22418	NARRABRI	12/12/1963	Active	22	0	1	-1	-4.35%	23	5	2		5	N M,SC	24+					
37525	NUNDLE DISTRICT L C	09/05/1979	Active	11	0	0	0	0.00%	11		9		4	VP,SC	2					
Exc Award (06/30/2018)																				



# Club Health Assessment for District 201N1 through December 2024

			Status	Membership							Reports					Finance		LCIF
Club Number	Club Name	Charter Date		Current Member Count	YTD Members Added	YTD Members Dropped	YTD Net Growth	YTD Net Growth%	Member Count 12 Months Ago	Avg. length of service for dropped members	Months Since Last MMR ***	Yrs. Since Last Officer Report	President Rotation	Vice President Reported ****	Months Since Last Activity Report ***	Account Balance	Donations for current Fiscal Year	
			Number of times on status quo within last two years	If below 15 members appears				If net loss is greater than 20% appears			If no report in 3 months appears in	When more than one year appears in	Number of repeat terms	Notes the officers that do not have an active	If no report at 12 months appears in red			
32385	OLD BAR	06/15/1976	Active	10	0	3	-3	-23.08%	13	1	5			T,VP,SC	11			
117294	ORARA VALLEY	06/21/2012	Active	19	3	1	2	11.76%	15	12	3		2	R	SC	0		
22422	PORT MACQUARIE	06/17/1959	Active	28	0	1	-1	-3.45%	27	2	2				VP,SC	7		
59960	PORT MACQUARIE TACKING POINT	09/15/1997	Active	35	3	4	-1	-2.78%	37	21	0			N	SC	0		
36402	PREMER & DISTRICT L C	12/29/1978	Active	12	0	2	-2	-14.29%	14	1	2		3		P,T,M,VP,SC	6		
22424	QUIRINDI	11/16/1967	Active	20	0	2	-2	-9.09%	23	7	0		2		T,VP,SC	3		
Exc Award (06/30/2017)																		
41555	SOUTH TAMWORTH	06/02/1982	Active	17	0	0	0	0.00%	18		6			R	SC	1		
22432	TAMWORTH	08/18/1956	Active	38	2	2	0	0.00%	38	6	2			N	SC	13	\$3,321.60	
143762	Tamworth City	12/04/2020	Active	32	0	0	0	0.00%	33		7	1	None		P,S,T,M,VP SC	7		
Exc Award (06/30/2023)																		
29593	TAMWORTH PEEL VALLEY	06/27/1974	Active	23	2	4	-2	-8.00%	27	9	0		2	N	M,SC	0	\$332.60	
Exc Award (06/30/2017, 06/30/2018)																		
22433	TAREE	09/22/1954	Active	59	0	0	0	0.00%	61		0		2		VP,SC	14		
119440	URALLA	05/31/2013	Active	6	0	5	-5	-45.45%	13	12	0		2	R	M,SC	10		
121845	Urunga	04/28/2014	Active	16	0	1	-1	-5.88%	17	12	3			R	SC	0		
Exc Award (06/30/2017, 06/30/2020)																		
37374	VALLA	06/20/1979	Active	9	0	0	0	0.00%	8		4	1	None		P,S,T,M,VP SC	0	\$718.42	
Exc Award (06/30/2017)																		
22442	WALCHA	10/14/1957	Active	15	0	0	0	0.00%	17		4				VP,SC	4		
125689	Warialda	08/25/2015	Active	7	0	0	0	0.00%	3		7		2	N		1		
22445	WAUCHOPE	02/19/1968	Active	16	0	1	-1	-5.88%	18	1	1	1	None		P,S,T,M,VP SC	10	\$664.32	
35227	WEE WAA	03/06/1978	Active	19	0	1	-1	-5.00%	20	7	2	1	None		P,S,T,M,VP SC	12		
34468	WERRIS CREEK	09/07/1977	Active	25	9	0	9	56.25%	14		3		4		VP,SC	24+		
45007	WILLOW TREE	05/02/1985	Active	8	0	0	0	0.00%	8		9	1	None		P,S,T,M,VP SC	24+		
32830	WOOLGOOLGA	10/11/1976	Active	19	0	0	0	0.00%	22		2				M,VP,SC	2		



## Club Health Assessment for District 201N1 through December 2024

			Status	Membership							Reports					Finance	LCIF
Club Number	Club Name	Charter Date		Current Member Count	YTD Members Added	YTD Members Dropped	YTD Net Growth	YTD Net Growth%	Member Count 12 Months Ago	Avg. length of service for dropped members	Months Since Last MMR ***	Yrs. Since Last Officer Report	President Rotation	Vice President Reported ****	Months Since Last Activity Report ***	Account Balance	Donations for current Fiscal Year
			Number of times on status quo within last two years	If below 15 members appears			If net loss is greater than 20% appears				If no report in 3 months appears in	When more than one year appears in	Number of repeat terms		Notes the officers that do not have an active	If no report at 12 months appears in red	
Exc Award (06/30/2020)																	
29152	YAMBA	04/03/1974	Active	12	0	0	0	0.00%	11		4		3	M,VP,SC	10		

Clubs Cancelled Previous Fiscal Year – Clubs Cancelled within last 12 months may be reinstated

Club Number	Club Name	Charter Date	Current Status*	Cancellation Date
31579	CRESCENT HEAD	01/23/1976	Cancelled(6*)	09/29/2023
45171	LAURIETON INC	06/20/1985	Cancelled(6*)	07/29/2023
29592	SOUTH WEST ROCKS	06/07/1974	Cancelled(6*)	09/29/2023

Current Total Clubs Count	YTD New Clubs Count	YTD Cancelled Clubs Count	YTD Net Club Gain	Current Total Members Count	YTD Add	YTD Drop	YTD Net Growth	YTD Net Growth %	Member Count 12 Months Ago	Average Member Count Per Club	% of Clubs with less than 20 members	% No MMR in 3 Months	% No Officer Report in 12 Months	% of Clubs with balance 90+ days	Number of Clubs in Status Quo	% Status Quo Clubs in Financial Suspension	Number of Cancelled Clubs	Average Cancelled Club Age	Members Lost Due to Cancellation	% of Clubs Cancelled for Non-Financial Reasons
61	0	1	-1	1,200	72	74	-2	-0.17%	1,255	20	61%	51%	13%	0%	0	0%	1	185	0	100%

\* - P - Priority Club. Cancellation Reasons: 1-Objectives/conduct, 2-Non-active club, 5-Non-existing club, 6-Disbanding, 7-Merger, 8-Financial Suspension, 9-District/Multiple District Dues.

\*\* - Abbreviation: P-President, S-Secretary, T-Treasurer, M-Member Chairperson, VP-First Vice President, MC-Communications Chairperson, SC-Service Chairperson

\*\*\* - Abbreviation: N/R - Never reported using the Lions Clubs website, N/A - Not applicable, No password registered for the Lions Clubs website.

\*\*\*\* - Abbreviation: N - New, IP - Immediate Past, R - Repeat.



# Club Health Assessment for District 201N2 through December 2024

			Status	Membership							Reports					Finance		LCIF
Club Number	Club Name	Charter Date		Current Member Count	YTD Members Added	YTD Members Dropped	YTD Net Growth	YTD Net Growth%	Member Count 12 Months Ago	Avg. length of service for dropped members	Months Since Last MMR ***	Yrs. Since Last Officer Report	President Rotation	Vice President Reported ****	Months Since Last Activity Report ***	Account Balance	Donations for current Fiscal Year	
			Number of times on status quo within last two years	If below 15 members appears				If net loss is greater than 20% appears			If no report in 3 months appears in	When more than one year appears in	Number of repeat terms	Notes the officers that do not have an active	If no report at 12 months appears in red			
Clubs more than two years old																		
22277	AUSTINMER/THIRROUL	05/28/1959	Active	27	0	1	-1	-3.57%	28	48	3		6	N	0		\$690.04	
22280	BATEMAN'S BAY	05/12/1971	Active	25	1	2	-1	-3.85%	23	13	1			VP,SC	0			
Exc Award (06/30/2021)																		
22455	BEGA	11/28/1960	Active	15	0	0	0	0.00%	15		2		2	R	SC	3		
22454	BEMBOKA	01/27/1966	Active	12	0	0	0	0.00%	14		6			P,S,T,M,VP SC	21			
44079	BERMAGUI & DISTRICT	06/28/1984	Active(1)	3	0	6	-6	-66.67%	9	14	0		3	M,VP,SC	10			
Exc Award (06/30/2016)																		
29391	BERRIDALE	05/29/1974	Active	17	3	3	0	0.00%	18	7	0			N	M,SC	24+		
22282	BOMADERRY NOWRA INC	05/12/1971	Active	33	0	0	0	0.00%	30		6		2	R	VP	3		
Exc Award (06/30/2024)																		
22457	BOMBALA	06/04/1970	Active	18	0	2	-2	-10.00%	20	9	0			R	M,SC	6	\$99.78	
Exc Award (06/30/2024)																		
60856	BOWNING & DISTRICTS	06/04/1998	Active	8	0	0	0	0.00%	9		8		4	R	M,VP,SC	8		
22285	BOWRAL	05/10/1961	Active	7	0	0	0	0.00%	7		8		2		VP	24+	\$2,512.49	
22458	BRAIDWOOD	07/27/1965	Active	22	0	0	0	0.00%	21		8			R	SC	9		
Exc Award (06/30/2024)																		
51007	BUNDANOON	10/18/1990	Active	14	0	0	0	0.00%	14		0			N		1		
146621	Bungendore & District	06/08/2021	Active	18	2	1	1	5.88%	15	1	0		2	N	VP,SC	0		
22288	CABRAMATTA CABRA-VALE	09/23/1969	Active	14	0	1	-1	-6.67%	15	7	4				VP,SC	7	90+ Days	
22289	CAMDEN	05/16/1961	Active	13	0	0	0	0.00%	13		9		11	R	VP,SC	0		
140592	Camden Lioness	01/02/2020	Active	20	2	1	1	5.26%	20	2	2		3	R	SC	0		
45425	CAMPBELLTOWN CITY	10/08/1985	Active	18	0	0	0	0.00%	17		6		2	N	SC	4		
22461	CANBERRA BELCONNEN	11/30/1970	Active	40	0	0	0	0.00%	40		6			N		5		
Exc Award (06/30/2017, 06/30/2023)																		
52733	CANBERRA BRINDABELLA	03/18/1992	Active	21	0	0	0	0.00%	19		2			R		1		
Exc Award (06/30/2017, 06/30/2018, 06/30/2020)																		



# Club Health Assessment for District 201N2 through December 2024

			Status	Membership							Reports					Finance		LCIF
Club Number	Club Name	Charter Date		Current Member Count	YTD Members Added	YTD Members Dropped	YTD Net Growth	YTD Net Growth%	Member Count 12 Months Ago	Avg. length of service for dropped members	Months Since Last MMR ***	Yrs. Since Last Officer Report	President Rotation	Vice President Reported ****	Months Since Last Activity Report ***	Account Balance	Donations for current Fiscal Year	
			Number of times on status quo within last two years	If below 15 members appears					If net loss is greater than 20% appears			If no report in 3 months appears in	When more than one year appears in	Number of repeat terms	Notes the officers that do not have an active	If no report at 12 months appears in red		
22460	CANBERRA CITY A.C.T. Exc Award (06/30/2018)	06/12/1958	Active	21	2	1	1	5.00%	22	3	0			N	15		\$1,356.42	
33808	CANBERRA KAMBAH Exc Award (06/30/2017, 06/30/2018, 06/30/20	04/29/1977	Active	32	1	2	-1	-3.03%	35	5	0		2	R	0		\$678.21	
55924	CANBERRA LAKE TUGGERANONG Exc Award (06/30/2018, 06/30/2023, 06/30/20	06/29/1994	Active	24	4	5	-1	-4.00%	25	1	1			N	SC	3		
22462	CANBERRA VALLEY Exc Award (06/30/2024)	11/28/1962	Active	25	0	0	0	0.00%	23		0			N	2		\$69.00	
22471	COOMA Exc Award (06/30/2024)	09/24/1959	Active	42	0	3	-3	-6.67%	48	2	2			N	S,SC	2	\$1,356.42	
22295	CORRIMAL Exc Award (06/30/2024)	04/10/1963	Active	16	0	1	-1	-5.88%	15	9	3		5		VP,SC	0		
32968	CROOKWELL Exc Award (06/30/2016, 06/30/2021)	11/18/1976	Active	8	1	5	-4	-33.33%	14	7	0		2	N	P,M,SC	1		
22294	DAPTO Exc Award (06/30/2020, 06/30/2021, 06/30/20	11/21/1962	Active	10	0	0	0	0.00%	10		1				VP	0		
22298	FIGTREE Exc Award (06/30/2020, 06/30/2021, 06/30/20	04/21/1965	Active	41	1	0	1	2.50%	39		4			N		0		
55435	GERRINGONG Exc Award (06/30/2016, 06/30/2018)	03/21/1994	Active	40	4	6	-2	-4.76%	39	11	0			R		0	\$665.21	
30936	GOULBURN CITY Exc Award (06/30/2019, 06/30/2020, 06/30/20	06/13/1975	Active	23	1	4	-3	-11.54%	26	24	1				VP,SC	5	\$66.86	
67571	GUNGAHLIN Exc Award (06/30/2017, 06/30/2018)	03/25/2003	Active	22	0	3	-3	-12.00%	25	15	0		2	N	SC	0		
22481	GUNNING Exc Award (06/30/2018, 06/30/2021)	03/25/1963	P- Active	5	0	1	-1	-16.67%	4	17	0				S,T,M,VP,SC	1		
37375	HELENSBURGH L C Exc Award (06/30/2023)	06/28/1979	Active	14	1	0	1	7.69%	11		1		7	R	P,M	1		
64566	HOLROYD CITY Exc Award (06/30/2023)	06/19/2001	Active	15	0	0	0	0.00%	14		3		2	R		0		
22302	INGLEBURN	10/23/1962	Active	26	4	6	-2	-7.14%	25	2	1			N	SC	0		



# Club Health Assessment for District 201N2 through December 2024

			Status	Membership							Reports					Finance	LCIF
Club Number	Club Name	Charter Date		Current Member Count	YTD Members Added	YTD Members Dropped	YTD Net Growth	YTD Net Growth%	Member Count 12 Months Ago	Avg. length of service for dropped members	Months Since Last MMR ***	Yrs. Since Last Officer Report	President Rotation	Vice President Reported ****	Months Since Last Activity Report ***	Account Balance	Donations for current Fiscal Year
			Number of times on status quo within last two years	If below 15 members appears				If net loss is greater than 20% appears			If no report in 3 months appears in	When more than one year appears in	Number of repeat terms	Notes the officers that do not have an active	If no report at 12 months appears in red		
Exc Award (06/30/2021, 06/30/2024)																	
35819	JERVIS BAY	06/07/1978	Active	21	0	0	0	0.00%	21		6		3	VP	2		\$665.21
22485	JINDABYNE	12/05/1966	Active	25	0	0	0	0.00%	25		1		2	VP,SC	8		
Exc Award (06/30/2024)																	
49974	KANGAROO VALLEY	11/20/1989	Active	18	0	0	0	0.00%	18		3		3	R SC	9		
22303	KIAMA	03/12/1970	Active	52	1	4	-3	-5.45%	57	7	0			N SC	6		
22310	LIVERPOOL	11/27/1957	Cancelled(8*)	0	0	7	-7	-100.00%	7	19	12		None	P,S,T,M,VP SC	24+	90+ Days	
39908	MACARTHUR	05/04/1981	Active	18	0	1	-1	-5.26%	18	1	2		2	R SC	0		
39731	MARULAN	04/08/1981	Active	10	0	0	0	0.00%	9		9		5	N T	9		
Exc Award (06/30/2021)																	
62422	MINNAMURRA	10/14/1999	Active	36	2	0	2	5.88%	36		0		2	R SC	0		
22314	MORUYA	08/30/1973	Active	13	3	2	1	8.33%	11	16	2		5	T,M,VP,SC	6	90+ Days	
22315	MOSS VALE	11/11/1963	Active	16	3	0	3	23.08%	15		5			M,VP,SC	3		
Exc Award (06/30/2016)																	
48906	MURRUMBATEMAN	09/23/1988	Active	18	4	1	3	20.00%	15	0	1		3	N	1		
Exc Award (06/30/2021, 06/30/2023)																	
62790	NARELLAN	02/17/2000	Active	8	1	1	0	0.00%	7	6	0			VP	0		
Exc Award (06/30/2024)																	
32829	NAROOMA & DISTRICT	10/05/1976	Cancelled(6*)	0	0	0	0	0.00%	9		2		None	P,S,T,M,VP SC	6		
Exc Award (06/30/2016, 06/30/2018, 06/30/20)																	
22492	NIMMITABEL	05/04/1970	Active	10	0	0	0	0.00%	10		30			M,VP,SC	24+		
29660	OAK FLATS	07/15/1974	Active	20	1	0	1	5.26%	16		5			IP SC	0	90+ Days	\$665.21
Exc Award (06/30/2021)																	
22496	PAMBULA-MERIMBULA	08/17/1965	Active	43	5	6	-1	-2.27%	47	1	0			N	8		\$615.32
Exc Award (06/30/2016, 06/30/2018, 06/30/20)																	
22498	QUEANBEYAN	05/29/1957	Active	30	1	1	0	0.00%	32	3	4			N	3		
124155	Shellharbour	02/10/2015	Cancelled(6*)	0	0	0	0	0.00%	11		6	1	None	P,S,T,M,VP SC	13		
126608	Shoalhaven Heads	01/28/2016	Active	15	0	0	0	0.00%	15		6		2	M,VP,SC	0		



## Club Health Assessment for District 201N2 through December 2024

			Status		Membership						Reports					Finance		LCIF		
Club Number	Club Name	Charter Date		Current Member Count	YTD Members Added	YTD Members Dropped	YTD Net Growth	YTD Net Growth%	Member Count 12 Months Ago	Avg. length of service for dropped members	Months Since Last MMR ***	Yrs. Since Last Officer Report	President Rotation	Vice President Reported ****	Months Since Last Activity Report ***	Account Balance	Donations for current Fiscal Year			
			Number of times on status quo within last two years	If below 15 members appears				If net loss is greater than 20% appears			If no report in 3 months appears in	When more than one year appears in	Number of repeat terms	Notes the officers that do not have an active	If no report at 12 months red					
128064	South West Sydney	06/23/2016	Active	12	0	0	0	0.00%	12		6		2	M,VP,SC	24+					
30895	SUSSEX INLET & DISTRICT	06/10/1975	Active	17	0	1	-1	-5.56%	20	16	5		7	R	VP,SC	0				
64757	SYDNEY BASEBALL	10/29/2001	Active	8	0	1	-1	-11.11%	9	51	1		11	M,VP,SC	24+					
22330	TAHMOOR	08/31/1972	Active	14	1	2	-1	-6.67%	16	10	0			N	M,SC	0				
Exc Award (06/30/2024)																				
22499	TATHRA	01/03/1974	Active	42	1	2	-1	-2.33%	41	9	4		2	N	M,SC	10				
22331	ULLADULLA MILTON	03/26/1963	Active	62	5	7	-2	-3.13%	66	5	0			N	VP	0	90+ Days			
Exc Award (06/30/2016, 06/30/2018)																				
52993	WAKELEY FAIRFIELD	04/29/1992	Cancelled(6*)	0	0	0	0	0.00%	8		3	1	None	P,S,T,M,VP SC	12					
121579	Wattle Grove	04/18/2014	Active	17	1	1	0	0.00%	17	7	1			N	P,SC	8				
Exc Award (06/30/2018)																				
22335	WOLLONGONG	03/13/1957	Active	20	3	0	3	17.65%	17		2		2	N	SC	0	90+ Days			
Exc Award (06/30/2018)																				
22337	WOONONA	02/16/1970	Active	12	1	4	-3	-20.00%	17	1	0			N	SC	6				
22508	YASS	09/03/1959	Active	19	0	0	0	0.00%	20		9		5	R		1	\$611.99			
Current Total Clubs Count	YTD New Clubs Count	YTD Cancelled Clubs Count	YTD Net Club Gain	Current Total Members Count	YTD Add	YTD Drop	YTD Net Growth	YTD Net Growth %	Member Count 12 Months Ago	Average Member Count Per Club	% of Clubs with less than 20 members	% No MMR in 3 Months	% No Officer Report in 12 Months	% of Clubs with balance 90+ days	Number of Clubs in Status Quo	% Status Quo Clubs in Financial Suspension	Number of Cancelled Clubs	Average Cancelled Club Age	Members Lost Due to Cancellation	% of Clubs Cancelled for Non-Financial Reasons
61	0	4	-4	1,285	60	95	-35	-2.65%	1,344	21	56%	41%	0%	8%	0	0%	4	39	7	75%

\* - P - Priority Club. Cancellation Reasons: 1-Objectives/conduct, 2-Non-active club, 5-Non-existing club, 6-Disbanding, 7-Merger, 8-Financial Suspension, 9-District/Multiple District Dues.

\*\* - Abbreviation: P-President, S-Secretary, T-Treasurer, M-Member Chairperson, VP-First Vice President, MC-Communications Chairperson, SC-Service Chairperson

\*\*\* - Abbreviation: N/R - Never reported using the Lions Clubs website, N/A - Not applicable, No password registered for the Lions Clubs website.

\*\*\*\* - Abbreviation: N - New, IP - Immediate Past, R - Repeat.





# Club Health Assessment for District 201N3 through December 2024

			Status	Membership							Reports					Finance		LCIF
Club Number	Club Name	Charter Date		Current Member Count	YTD Members Added	YTD Members Dropped	YTD Net Growth	YTD Net Growth%	Member Count 12 Months Ago	Avg. length of service for dropped members	Months Since Last MMR ***	Yrs. Since Last Officer Report	President Rotation	Vice President Reported ****	Months Since Last Activity Report ***	Account Balance	Donations for current Fiscal Year	
			Number of times on status quo within last two years	If below 15 members appears					If net loss is greater than 20% appears		If no report in 3 months appears in	When more than one year appears in	Number of repeat terms	Notes the officers that do not have an active	If no report at 12 months appears in red			
Clubs more than two years old																		
22383	ABERDEEN AND SCONE	07/14/1971	Active	16	0	0	0	0.00%	15		5		3	N	SC	7		
22384	ADAMSTOWN	03/30/1962	Active	26	1	2	-1	-3.70%	23	11	0				VP,SC	2	\$86.25	
Exc Award (06/30/2016)																		
122643	Belmont & District	06/30/2014	Active	8	1	3	-2	-20.00%	9	1	3				M,VP,SC	12		
22391	BRANXTON	02/11/1957	Active	18	0	0	0	0.00%	19		4		2	N		4	\$326.58	
108516	BULAHDELAH	05/28/2010	Active	14	0	0	0	0.00%	15		8		6	R	SC	4		
22393	CESSNOCK	04/21/1953	Active	23	0	1	-1	-4.17%	26	14	1				VP,SC	3		
105285	CESSNOCK WINE COUNTRY	04/24/2009	Active	10	2	0	2	25.00%	9		3		2	R	SC	2	\$331.22	
22394	CHARLESTOWN	05/11/1960	Active	23	2	0	2	9.52%	24		3			R		0		
43525	CHARMHAVEN	02/28/1984	Active	19	0	0	0	0.00%	23		6			N	P	1	\$1,521.55	
50905	CHITTAWAY BAY	08/13/1990	Active	11	1	0	1	10.00%	10		4		2		M,VP,SC	14	\$844.51	
57078	CLARENCE TOWN	06/19/1995	Active	13	0	0	0	0.00%	14		10		2		VP	3		
22469	COOLAH	03/05/1963	Active	17	4	1	3	21.43%	20	50	0			R	M,SC	1		
52401	DENMAN	01/14/1992	Active	18	2	2	0	0.00%	14	2	1		7	R	T,M,SC	3	\$1,035.06	
22475	DUNEDOO	11/22/1960	Active	16	0	1	-1	-5.88%	16	28	0		3	R		2		
Exc Award (06/30/2018, 06/30/2023)																		
29861	EAST MAITLAND	10/07/1974	Active	22	0	1	-1	-4.35%	24	50	2		2	N		6	\$4,069.26	
61075	ELEEBANA	08/11/1998	Active	9	0	0	0	0.00%	10		2		10		T,M,VP,SC	2		
43166	ELERMORE VALE	11/09/1983	Active	23	0	0	0	0.00%	24		2			IP	SC	10		
22400	GLOUCESTER	05/01/1969	Active	11	0	1	-1	-8.33%	15	1	4		5	R	M	0		
59596	GOROKAN-KANWAL	05/23/1997	Active	11	1	1	0	0.00%	10	1	1		3	R		2		
22401	GOSFORD CITY EAST	09/09/1957	Active	26	2	0	2	8.33%	25		4				T,VP,SC	9		
	GOSFORD INC																	
41748	GREEN POINT AVOCA	07/01/1982	Active	16	0	1	-1	-5.88%	19	3	1			N	SC	11	\$653.17	
40258	GWANDALAN	07/17/1981	Active	28	1	3	-2	-6.67%	24	1	1		2	N		2	\$3,450.18	




# Club Health Assessment for District 201N3 through December 2024

			Status	Membership							Reports					Finance	LCIF
Club Number	Club Name	Charter Date		Current Member Count	YTD Members Added	YTD Members Dropped	YTD Net Growth	YTD Net Growth%	Member Count 12 Months Ago	Avg. length of service for dropped members	Months Since Last MMR ***	Yrs. Since Last Officer Report	President Rotation	Vice President Reported ****	Months Since Last Activity Report ***	Account Balance	Donations for current Fiscal Year
			Number of times on status quo within last two years	If below 15 members appears				If net loss is greater than 20% appears			If no report in 3 months appears in	When more than one year appears in	Number of repeat terms	Notes the officers that do not have an active	If no report at 12 months appears in red		
144896	Gwandalan Lioness	01/26/2021	Active	28	1	3	-2	-6.67%	27	1	0		2	VP,SC	0		
	Exc Award (06/30/2023)																
22412	HUNTER BUSINESS	02/03/1960	Active	9	0	0	0	0.00%	8		6		2	M,VP,SC	0		\$167.19
22421	HUNTER-WALLSEND	12/04/1967	Active	7	0	0	0	0.00%	9		8		15	VP,SC	0		
22408	JESMOND	10/29/1963	Active	27	3	1	2	8.00%	26	7	2		2	R	1		\$653.17
36920	KILLARNEY BATEAU L C	04/12/1979	Active	19	3	3	0	0.00%	19	31	0		2	R	4		
22410	KURRI KURRI	09/13/1957	Active	7	1	0	1	16.67%	6		3		4	T,VP,SC	2		
22411	MAITLAND	10/22/1953	Active	34	0	1	-1	-2.86%	32	3	0			N	P	0	
60003	MAYFIELD-WARATAH B & V IMP L C	10/01/1997	Active	13	0	0	0	0.00%	14		7		None	P,S,T,M,VP SC	24+		\$667.70
	Exc Award (06/30/2018)																
42446	MEDOWIE	03/28/1983	Active	32	3	0	3	10.34%	31		3			N	0		
37642	MORISSET	10/31/1979	Active	25	0	0	0	0.00%	26		3			VP,SC	0		\$103.51
	Exc Award (06/30/2023)																
22489	MUDGE	04/13/1961	Active	30	0	8	-8	-21.05%	29	5	1		2	R	M,VP,SC	0	
22416	MUSWELLBROOK	10/07/1956	Active	5	0	0	0	0.00%	7		4		2	M,VP,SC	12		
22419	NEWCASTLE	11/25/1954	Active	12	0	1	-1	-7.69%	13	9	4		4	R	SC	5	
22425	RAYMOND TERRACE	09/05/1956	Active	28	3	3	0	0.00%	30	4	0		2	N	0		
22428	SINGLETON	09/04/1956	Active	24	0	0	0	0.00%	24		0		2	N	1		\$67.82
143332	Singleton Lioness	11/13/2020	Active	22	0	2	-2	-8.33%	22	3	0		6	R	SC	1	\$653.17
35815	SOLDIERS POINT	06/14/1978	Active	15	10	1	9	150.00%	7	6	0		3	M,VP,SC	3		\$163.29
22430	STROUD	11/03/1955	Active	10	0	0	0	0.00%	10		6		None	P,S,T,M,VP SC	13		
22431	SWANSEA	07/11/1973	Active	13	1	0	1	8.33%	11		2		11	T,M,VP,SC	1		
22434	TEA GARDENS	04/10/1968	Active	36	1	4	-3	-7.69%	39	6	1			N	0		\$653.17
22435	TERRIGAL-WAMBERAL	09/14/1960	Active	30	6	2	4	15.38%	27	17	0		2	R	0		\$169.55
22436	THE ENTRANCE	10/03/1956	Active	27	2	2	0	0.00%	23	18	0			VP	0		\$69.00



## Club Health Assessment for District 201N3 through December 2024

			Status	Membership							Reports					Finance		LCIF
Club Number	Club Name	Charter Date		Current Member Count	YTD Members Added	YTD Members Dropped	YTD Net Growth	YTD Net Growth%	Member Count 12 Months Ago	Avg. length of service for dropped members	Months Since Last MMR ***	Yrs. Since Last Officer Report	President Rotation	Vice President Reported ****	Months Since Last Activity Report ***	Account Balance	Donations for current Fiscal Year	
			Number of times on status quo within last two years	If below 15 members appears				If net loss is greater than 20% appears			If no report in 3 months appears in	When more than one year appears in	Number of repeat terms	Notes the officers that do not have an active	If no report at 12 months red			
43781	TILLIGERRY PENINSULA LEMON T P	04/20/1984	Active	26	0	0	0	0.00%	25		6			S,T,M,VP,SC	10			
22437	TORONTO	03/18/1958	Active	18	0	2	-2	-10.00%	18	13	2			N	2			
22438	TOUKLEY	04/13/1967	Active	23	1	2	-1	-4.17%	24	6	0		2	N	2			
22441	VALENTINE	12/26/1973	Active	50	8	0	8	19.05%	38		0			VP,SC	3			
Exc Award (06/30/2022, 06/30/2023)																		
30977	WANGI	06/20/1975	Active	7	0	0	0	0.00%	8		10		None	P,S,T,M,VP SC	24+			
22444	WARNERS BAY	04/28/1966	Active	11	3	4	-1	-8.33%	11	14	3			M,VP,SC	3		\$169.55	
137839	West Maitland Centennial	04/04/2019	Active	21	0	0	0	0.00%	20		7	1	None	P,S,T,M,VP SC	10		\$133.04	
35619	WOY WOY PENINSULA L C	05/03/1978	Active	21	10	3	7	50.00%	21	6	0			N	6			
130682	Wyoming-East Gosford Centennial	05/16/2017	Active	33	1	5	-4	-10.81%	31	3	0		2	R	4		\$494.52	
22449	WYONG	10/22/1969	Active	18	3	0	3	20.00%	15		0			N	0			
Exc Award (06/30/2021)																		

Clubs Cancelled Previous Fiscal Year – Clubs Cancelled within last 12 months may be reinstated

Club Number	Club Name	Charter Date	Current Status*	Cancellation Date
145932	Northlakes Central Coast	05/20/2021	Cancelled(6*)	06/29/2024

Current Total Clubs Count	YTD New Clubs Count	YTD Cancelled Clubs Count	YTD Net Club Gain	Current Total Members Count	YTD YTD Add Drop	YTD YTD Drop	YTD Net Growth	YTD Net Growth %	Member Count 12 Months Ago	Average Member Count Per Club	% of Clubs with less than 20 members	% No MMR in 3 Months	% No Officer Report in 12 Months	% of Clubs with balance 90+ days	Number of Clubs in Status Quo	% Status Quo Clubs in Financial Suspension	Number of Cancelled Clubs	Average Cancelled Club Age	Members Lost Due to Cancellation	% of Clubs Cancelled for Non-Financial Reasons
54	0	0	0	1,059	77	64	13	1.24%	1,039	20	54%	44%	2%	0%	0	0%	0	0	0	0%

\* - P - Priority Club. Cancellation Reasons: 1-Objectives/conduct, 2-Non-active club, 5-Non-existing club, 6-Disbanding, 7-Merger, 8-Financial Suspension, 9-District/Multiple District Dues.

\*\* - Abbreviation: P-President, S-Secretary, T-Treasurer, M-Member Chairperson, VP-First Vice President, MC-Communications Chairperson, SC-Service Chairperson

\*\*\* - Abbreviation: N/R - Never reported using the Lions Clubs website, N/A - Not applicable, No password registered for the Lions Clubs website.

\*\*\*\* - Abbreviation: N - New, IP - Immediate Past, R - Repeat.



## Club Health Assessment for District 201N4 through December 2024

			Status	Membership							Reports					Finance		LCIF
Club Number	Club Name	Charter Date		Current Member Count	YTD Members Added	YTD Members Dropped	YTD Net Growth	YTD Net Growth%	Member Count 12 Months Ago	Avg. length of service for dropped members	Months Since Last MMR ***	Yrs. Since Last Officer Report	President Rotation	Vice President Reported ****	Months Since Last Activity Report ***	Account Balance	Donations for current Fiscal Year	
			Number of times on status quo within last two years	If below 15 members appears				If net loss is greater than 20% appears			If no report in 3 months appears in	When more than one year appears in	Number of repeat terms	Notes the officers that do not have an active	If no report at 12 months red			
Clubs less than two years old																		
154169	Calare Veterans and First Responders	06/02/2023	Active	13	1	3	-2	-13.33%	24	1	0		2	N	0			
Clubs more than two years old																		
40163	ARDLETHAN	06/30/1981	Active	8	0	0	0	0.00%	7		6			P,S,VP	24+			
22453	BATHURST	04/08/1960	Active	44	2	6	-4	-8.33%	50	9	0			R	P,SC	0		
	Exc Award (06/30/2020)																	
28063	BINNAWAY	02/18/1974	Active	10	1	2	-1	-9.09%	12	27	0		6	R	T,VP,SC	24+		
62163	BOOROWA	06/23/1999	Active	13	0	0	0	0.00%	14		7		2	R	SC	0		
22466	CANOWINDRA	06/27/1966	Active	18	1	0	1	5.88%	21		4			N	P,M,VP,SC	5		
22468	COLEAMBALLY	07/12/1972	Active	29	1	1	0	0.00%	30	0	5				VP,SC	10		
29392	CONDOBOLIN NSW	05/29/1974	Active	6	0	0	0	0.00%	7		6		5		M,VP	24+		
36743	COOLAMON	03/08/1979	Active	20	0	0	0	0.00%	18		8			N	P	11		
22470	COONAMBLE	05/02/1963	Active	10	0	1	-1	-9.09%	12	41	4		7		P,T,M,VP,SC	24+		
22472	COOTAMUNDRA	10/30/1962	Active	24	0	0	0	0.00%	27		5			N		2		
22473	COWRA	10/12/1961	Active	17	0	1	-1	-5.56%	16	11	2		2	R	SC	0		
45378	CUDAL CARGO	09/23/1985	Active	18	0	0	0	0.00%	18		8				VP,SC	17		
22474	DUBBO N S W	02/15/1957	Active	15	0	2	-2	-11.76%	16	10	5		2	R	M	15		
101423	FORBES AND DISTRICT	03/14/2008	Active	14	0	0	0	0.00%	16		5		2	R	SC	1	\$339.11	
40905	GEURIE	02/16/1982	Active	15	1	0	1	7.14%	15		3				M,VP	24+		
34680	GILGANDRA	11/09/1977	Active	20	3	0	3	17.65%	17		1		2	N	SC	9	\$299.34	
35816	GRENFELL	06/07/1978	Active	13	1	1	0	0.00%	13	2	1				P,VP,SC	19		
22479	GRIFFITH	03/27/1963	Active	40	1	4	-3	-6.98%	46	26	0		2	N	SC	0	\$1,416.22	
47527	GULARGAMBONE	06/22/1987	Active	16	0	1	-1	-5.88%	20	7	3		3		VP	24+		
22480	GUNDAGAI	04/24/1973	Active	12	1	1	0	0.00%	12	33	1		3		P,T,M,VP,SC	24+		
22483	HILLSTON	03/25/1965	Active	11	0	0	0	0.00%	10		7		4	N	VP,SC	2		



## Club Health Assessment for District 201N4 through December 2024

Club Number	Club Name	Charter Date	Status	Membership							Reports					Finance	LCIF
				Current Member Count	YTD Members Added	YTD Members Dropped	YTD Net Growth	YTD Net Growth%	Member Count 12 Months Ago	Avg. length of service for dropped members	Months Since Last MMR ***	Yrs. Since Last Officer Report	President Rotation	Vice President Reported ****	Months Since Last Activity Report ***	Account Balance	Donations for current Fiscal Year
			Number of times on status quo within last two years	If below 15 members appears				If net loss is greater than 20% appears			If no report in 3 months appears	When more than one year appears in	Number of repeat terms	Notes the officers that do not have an active	If no report at 12 months red		
Exc Award (06/30/2018)																	
29417	JUNEE	05/31/1974	Active	20	1	1	0	0.00%	21	2	2			VP,SC	4		
22486	LEETON	05/01/1967	Active	19	0	1	-1	-5.00%	22	4	0		2	N	S,M,SC	24+	
Exc Award (06/30/2017, 06/30/2018)																	
22584	LITHGOW	02/13/1961	Active	19	0	4	-4	-17.39%	27	11	1			VP,SC	0		
22487	MANILDRA	06/23/1972	Active	13	0	0	0	0.00%	13		9		2	M,VP,SC	24+		
31870	MOUNT PANORAMA	03/15/1976	Active	29	1	1	0	0.00%	29	22	0		2	R	SC	0	90+ Days \$828.04
22490	NARRANDERA	08/21/1963	Active	17	0	0	0	0.00%	19		7			R	M,SC	24+	
22491	NARROMINE	06/05/1953	Active	19	0	0	0	0.00%	21		7			VP,SC	4		\$665.21
22493	NYNGAN	09/30/1955	Cancelled(6*)	0	0	0	0	0.00%	5		6		11	P,T,M,VP,SC	24+		
22495	ORANGE	09/25/1958	Active	18	0	3	-3	-14.29%	20	7	0			M,VP,SC	8		
33741	ORANGE CANOBOLAS	04/14/1977	Active	21	0	1	-1	-4.55%	21	48	2		2	R	SC	0	\$328.59
Exc Award (06/30/2024)																	
22500	TEMORA	10/20/1960	Active	26	0	1	-1	-3.70%	27	5	1		3	VP,SC	24+		
37177	TOORAWEEAH	05/24/1979	Active	19	0	0	0	0.00%	19		9			VP,SC	24+		
33742	TOTTENHAM	04/14/1977	Active	15	0	3	-3	-16.67%	18	13	0		3	M,VP,SC	24+		
110314	TRANGIE	02/08/2011	Active	9	0	0	0	0.00%	12		6		3	N	M,SC	24+	
33574	TUMBARUMBA	03/22/1977	Active	15	2	0	2	15.38%	13		1			VP,SC	24+		
22502	TUMUT	07/16/1970	Active	7	0	2	-2	-22.22%	11	8	3		5	VP,SC	11		\$665.21
22504	WAGGA WAGGA SOUTH WAGGA	10/16/1969	Active	35	2	3	-1	-2.78%	36	5	1			VP,SC	4		
40165	WARREN	06/30/1981	Active	12	2	0	2	20.00%	9		3		8	N	M,VP,SC	24+	
22506	WELLINGTON	11/28/1957	Active	16	7	0	7	77.78%	9		2		2	M,VP,SC	1	90+ Days	
22507	WEST WYALONG	03/27/1963	Active	33	0	3	-3	-8.33%	37	14	2			VP,SC	24+		
Exc Award (06/30/2018)																	
46252	WINMALEE	05/30/1986	Active	15	2	1	1	7.14%	14	20	0		12	R	M	16	90+ Days
33452	YANCO	03/15/1977	Cancelled(6*)	0	0	0	0	0.00%	12		6	1	None	P,S,T,M,VP SC	24+		




Club Health Assessment for District 201N4 through December 2024

					Membership										Reports				Finance		LCIF			
Club Number	Club Name	Charter Date					Status		Current		YTD	YTD	YTD	YTD	Member	Avg. length	Months Since Last MMR ***	Yrs. Since Last Officer Report	President Rotation	Vice President Reported ****	Months Since Last Activity Report ***	Account Balance	Donations for current Fiscal Year	
							Member Count	Members Added	Members Dropped	Net Growth	Net Growth%	Count 12 Months Ago	of service for dropped members											
			Number of times on status quo within last two years		If below 15 members appears						If net loss is greater than 20% appears				If no report in 3 months appears in		When more than one year appears in		Number of repeat terms		Notes the officers that do not have an active		If no report at 12 months appears in red	
22509	YOUNG	06/12/1959	Active		27	5	4	1	3.85%	25	19	0				R	SC	0						
Exc Award (06/30/2023, 06/30/2024)																								
Current Total Clubs Count	YTD New Clubs Count	YTD Cancelled Clubs Count	YTD Net Club Gain	Current Total Members Count	YTD Add	YTD Drop	YTD Net Growth	YTD Net %	Member Count 12 Months Ago	Average Member Count Per Club	% of Clubs with less than 20 members	% No MMR in 3 Months	% No Officer Report in 12 Months	% of Clubs with balance 90+ days	Number of Clubs in Status Quo	% Status Quo Clubs in Financial Suspension	Number of Cancelled Clubs	Average Cancelled Club Age	Members Lost Due to Cancellation	% of Clubs Cancelled for Non-Financial Reasons				
43	0	2	-2	790	35	51	-16	-1.99%	861	18	70%	49%	0%	7%	0	0%	2	58	0	100%				

\* - P - Priority Club. Cancellation Reasons: 1-Objectives/conduct, 2-Non-active club, 5-Non-existing club, 6-Disbanding, 7-Merger, 8-Financial Suspension, 9-District/Multiple District Dues.  
\*\* - Abbreviation: P-President, S-Secretary, T-Treasurer, M-Member Chairperson, VP-First Vice President, MC-Communications Chairperson, SC-Service Chairperson  
\*\*\* - Abbreviation: N/R - Never reported using the Lions Clubs website, N/A - Not applicable, No password registered for the Lions Clubs website.  
\*\*\*\* - Abbreviation: N - New, IP - Immediate Past, R - Repeat.




## Club Health Assessment for District 201N5 through December 2024

			Status	Membership							Reports					Finance		LCIF
Club Number	Club Name	Charter Date		Current Member Count	YTD Members Added	YTD Members Dropped	YTD Net Growth	YTD Net Growth%	Member Count 12 Months Ago	Avg. length of service for dropped members	Months Since Last MMR ***	Yrs. Since Last Officer Report	President Rotation	Vice President Reported ****	Months Since Last Activity Report ***	Account Balance	Donations for current Fiscal Year	
			Number of times on status quo within last two years	If below 15 members appears				If net loss is greater than 20% appears			If no report in 3 months appears in	When more than one year appears in	Number of repeat terms	Notes the officers that do not have an active	If no report at 12 months appears in red			
Clubs less than two years old																		
153146	Sydney Bayside	02/02/2023	Active	13	0	0	0	0.00%	13		9		3	VP	13	90+ Days		
157939	Sydney Building	04/11/2024	Active	20	0	8	-8	-28.57%	0	1	0		2	VP,SC	4			
156026	Sydney Compassion	09/27/2023	Active	27	0	0	0	0.00%	28		5		2	VP,SC	1			
153570	Sydney Concord	01/30/2023	Active(1)	34	26	4	22	183.33%	12	2	1			S,VP,SC	2		\$2,034.63	
153824	Sydney Greater Bay Area	03/28/2023	Active	10	0	2	-2	-16.67%	12	2	2		3	VP	10			
154136	Sydney Harmony	04/11/2023	Active	27	5	3	2	8.00%	29	2	0		3	R	0		\$1,085.14	
Exc Award (06/30/2024)																		
153677	Sydney Star Sun	02/16/2023	Active	12	0	13	-13	-52.00%	26	1	0		3	VP	0			
156022	Sydney Sunny	09/27/2023	Active	31	10	1	9	40.91%	22	18	3		2	S,VP,SC	2			
154137	Sydney Synergy	04/18/2023	Active	5	0	4	-4	-44.44%	12	2	0		3	S,T,VP,SC	12			
153901	The Hills Shire	03/16/2023	Active(1)	0	0	26	-26	-100.00%	26	2	0		None	P,S,T,M,VP SC	0			
Clubs more than two years old																		
22599	BALGOWLAH	12/15/1961	Active	12	1	2	-1	-7.69%	16	20	0			VP,SC	0	\$1,035.06		
Exc Award (06/30/2019, 06/30/2021)																		
22561	BAULKHAM HILLS	01/19/1961	Active	13	0	0	0	0.00%	16		6		N	SC	0			
Exc Award (06/30/2023)																		
22563	BEROWRA	12/26/1972	Active	19	0	1	-1	-5.00%	19	9	2			VP,SC	3			
Exc Award (06/30/2018, 06/30/2020)																		
22564	BLACKTOWN CITY	09/22/1960	Active	28	2	1	1	3.70%	33	2	0		R		0			
Exc Award (06/30/2017, 06/30/2020, 06/30/2021)																		
127158	Blacktown Ponds	03/30/2016	Active	78	4	50	-46	-37.10%	102	3	0		2	R	0		\$2,396.69	
Exc Award (06/30/2018, 06/30/2019, 06/30/2020)																		
22283	BONDI	07/19/1956	Active	15	0	3	-3	-16.67%	18	22	0		6	VP	0	\$13,304.14		
56119	BURWOOD AND STRATHFIELD	09/28/1994	Active	15	0	2	-2	-11.76%	13	2	0		2	VP	2			
Exc Award (06/30/2022, 06/30/2024)																		
37444	CAMBRIDGE PARK	07/24/1979	Active	13	0	2	-2	-13.33%	16	2	0		2	N	1			




# Club Health Assessment for District 201N5 through December 2024

			Status	Membership							Reports					Finance		LCIF
Club Number	Club Name	Charter Date		Current Member Count	YTD Members Added	YTD Members Dropped	YTD Net Growth	YTD Net Growth%	Member Count 12 Months Ago	Avg. length of service for dropped members	Months Since Last MMR ***	Yrs. Since Last Officer Report	President Rotation	Vice President Reported ****	Months Since Last Activity Report ***	Account Balance	Donations for current Fiscal Year	
			Number of times on status quo within last two years	If below 15 members appears				If net loss is greater than 20% appears			If no report in 3 months appears in	When more than one year appears in	Number of repeat terms	Notes the officers that do not have an active	If no report at 12 months appears in red			
Exc Award (06/30/2021, 06/30/2022)																		
22278	CANTERBURY-BANKSTOWN	03/28/1956	Active	22	1	4	-3	-12.00%	23	1	1			N	1			
22567	CARLINGFORD DUNDAS	08/27/1963	Active	24	0	4	-4	-14.29%	27	26	1		2	VP	7			
Exc Award (06/30/2017)																		
22566	CASTLE HILL	04/05/1971	Active	26	0	4	-4	-13.33%	31	28	0			VP,SC	0			
Exc Award (06/30/2023)																		
111475	CHATSWOOD EXECUTIVE BUSINESS	06/23/2011	Active	25	4	1	3	13.64%	23	1	4			VP,SC	2			
Exc Award (06/30/2022)																		
22605	CITY OF RYDE	09/12/1956	Active	5	4	6	-2	-28.57%	12	1	0		2	R	4			
Exc Award (06/30/2018, 06/30/2020)																		
87829	COOGEE	04/19/2005	Active	25	3	0	3	13.64%	23		2		4	R	1			
55829	CRESTWOOD	06/14/1994	Active(1)	10	1	1	0	0.00%	12	8	0		6	VP	2			
Exc Award (06/30/2016, 06/30/2017, 06/30/20)																		
22293	CRONULLA	12/13/1965	Active	15	0	1	-1	-6.25%	15	3	2			VP	2			
48358	EMU PLAINS	03/31/1988	Active	15	1	2	-1	-6.25%	16	9	2		3	R SC	1			
Exc Award (06/30/2017, 06/30/2018, 06/30/20)																		
22574	EPPING EASTWOOD	11/13/1957	Active	25	0	0	0	0.00%	25		3		2	N	0		\$65.32	
Exc Award (06/30/2021, 06/30/2024)																		
22576	FRENCHS FOREST	05/22/1961	Active	20	2	1	1	5.26%	21	11	2			R SC	2			
22300	GREENACRE	04/16/1962	Active	13	0	0	0	0.00%	11		5		3	VP	4		\$65.32	
22578	HORNSBY	07/01/1958	Active	15	0	0	0	0.00%	26		6		2	N SC	11			
Exc Award (06/30/2019, 06/30/2020, 06/30/20)																		
37445	KELLYVILLE	07/24/1979	Active	36	0	0	0	0.00%	36		1		4	N	1		\$1,380.07	
Exc Award (06/30/2021, 06/30/2022)																		
39073	KINGS LANGLEY INC	11/25/1980	Active	25	5	7	-2	-7.41%	25	4	0		2	R M,SC	0			
Exc Award (06/30/2017, 06/30/2018, 06/30/20)																		
22306	KOGARAH	10/20/1953	Active	19	3	1	2	11.76%	18	1	2		5	R	2			
22582	KU-RING-GAI	01/12/1954	Active	18	0	0	0	0.00%	18		6			N SC	5			





# Club Health Assessment for District 201N5 through December 2024

			Status	Membership							Reports					Finance	LCIF
Club Number	Club Name	Charter Date		Current Member Count	YTD Members Added	YTD Members Dropped	YTD Net Growth	YTD Net Growth%	Member Count 12 Months Ago	Avg. length of service for dropped members	Months Since Last MMR ***	Yrs. Since Last Officer Report	President Rotation	Vice President Reported ****	Months Since Last Activity Report ***	Account Balance	Donations for current Fiscal Year
			Number of times on status quo within last two years	If below 15 members appears				If net loss is greater than 20% appears			If no report in 3 months appears in	When more than one year appears in	Number of repeat terms	Notes the officers that do not have an active	If no report at 12 months appears in red		
29312	LUGARNO NSW	05/15/1974	Active	51	1	1	0	0.00%	50	50	0			N	1		
	Exc Award (06/30/2017, 06/30/2019, 06/30/2020)																
22586	MANLY	12/14/1955	Active	42	6	4	2	5.00%	37	3	0		2	VP	0		\$8,475.82
	Exc Award (06/30/2016, 06/30/2017, 06/30/2020)																
22311	MAROUBRA	09/23/1963	Active	19	2	0	2	11.76%	17		1		2	N SC	1		\$665.21
	Exc Award (06/30/2021, 06/30/2022, 06/30/2020)																
22588	MT DRUITT	01/09/1973	Active	11	0	0	0	0.00%	11		9			M,VP,SC	21		
65271	NEW SOUTH WALES PARLIAMENTARY	04/23/2002	Active	17	2	0	2	13.33%	16		1		2	T,VP	3		
22606	NORFOLK ISLAND	05/09/1964	Active	17	0	0	0	0.00%	17		8			M,VP,SC	9		
	Exc Award (06/30/2018)																
52403	NORFOLK ISLAND ARTHURS VALE	01/15/1992	Active	11	0	0	0	0.00%	9		8			P,M,VP,SC	10		
	Exc Award (06/30/2021)																
33573	OATLEY	03/22/1977	Active	31	0	2	-2	-6.06%	33	2	4		3	VP,SC	0		\$842.25
	Exc Award (06/30/2017, 06/30/2020, 06/30/2020)																
22593	PARRAMATTA	07/09/1958	Active	42	3	6	-3	-6.67%	48	16	0			N	3		\$534.24
	Exc Award (06/30/2016, 06/30/2018, 06/30/2020)																
22589	PENRITH	03/04/1957	Active	13	0	0	0	0.00%	13		1		3	VP	0		
152664	Reid	09/23/2022	Active(1)	0	0	14	-14	-100.00%	13	2	0		None	P,S,T,M,VP SC	0		
22595	RICHMOND N S W	08/12/1957	Active	44	8	2	6	15.79%	32	21	2			VP	1		
	Exc Award (06/30/2021, 06/30/2022, 06/30/2020)																
22596	RIVERSTONE & DISTRICT L C	04/01/1971	Active	16	0	1	-1	-5.88%	18	1	5			N	0		
153072	Schofields Tallawong	11/18/2022	Active(2)	0	0	9	-9	-100.00%	18	2	0		None	P,T,VP,SC	3		
22597	ST IVES	06/06/1972	Active	13	4	4	0	0.00%	10	12	3			N	0		
	Exc Award (06/30/2024)																
22291	SUTHERLAND SHIRE	03/05/1957	Active	7	2	15	-13	-65.00%	16	3	1		None	P,T,VP,SC	0		
151992	Sydney All Bright	08/16/2022	Active	15	0	0	0	0.00%	15		6		4	T,M,VP,SC	1		
151840	Sydney Alliance	08/04/2022	Active	5	3	0	3	150.00%	21		5			R S,SC	2		



## Club Health Assessment for District 201N5 through December 2024

			Status	Membership							Reports					Finance		LCIF
Club Number	Club Name	Charter Date		Current Member Count	YTD Members Added	YTD Members Dropped	YTD Net Growth	YTD Net Growth%	Member Count 12 Months Ago	Avg. length of service for dropped members	Months Since Last MMR ***	Yrs. Since Last Officer Report	President Rotation	Vice President Reported ****	Months Since Last Activity Report ***	Account Balance	Donations for current Fiscal Year	
			Number of times on status quo within last two years	If below 15 members appears				If net loss is greater than 20% appears			If no report in 3 months appears in	When more than one year appears in	Number of repeat terms	Notes the officers that do not have an active	If no report at 12 months appears in red			
136373	Sydney Autism Community Exc Award (06/30/2021)	09/05/2018	Active	5	0	0	0	0.00%	5		8		5	M,VP	0			
151472	Sydney Ceylon Exc Award (06/30/2024)	06/22/2022	Active	25	5	0	5	25.00%	14		3		3	R	5			
106847	SYDNEY CHAMPIONS INNER WEST L C INC Exc Award (06/30/2021, 06/30/2022)	11/02/2009	Active	13	0	1	-1	-7.14%	13	12	0		4	R	9			
56629	SYDNEY CHINESE Exc Award (06/30/2018, 06/30/2023, 06/30/2024)	03/09/1995	Active	101	12	12	0	0.00%	86	6	1		8	R	5			
131344	Sydney Chinese Business Exc Award (06/30/2023)	06/15/2017	Active(1)	13	8	3	5	62.50%	12	1	0		2	M,VP,SC	1			
127170	SYDNEY DEFENCE AND EMERGENCY SERVICES Exc Award (06/30/2022, 06/30/2024)	03/29/2016	Active	131	4	0	4	3.15%	10		4		3	N	4			
152592	Sydney Dragon Care	09/22/2022	Active(1)	0	0	13	-13	-100.00%	15	2	0		None	P,S,T,M,VP SC VP	1			
144060	Sydney Dream Care Exc Award (06/30/2023)	12/18/2020	Active(1)	13	0	0	0	0.00%	13		9		5		10			
119612	Sydney Eye Exc Award (06/30/2022)	06/11/2013	Active	22	0	0	0	0.00%	22		6		11	R	1			
120136	Sydney Follow Your Dream Exc Award (06/30/2021, 06/30/2022, 06/30/2024)	08/13/2013	Active	45	4	1	3	7.14%	49	5	2		6	VP,SC	2		\$1,085.14	
22326	SYDNEY HOST Exc Award (06/30/2022, 06/30/2023)	12/02/1952	Active	22	3	6	-3	-12.00%	24	26	0		4	N	9			
123858	Sydney Indian Exc Award (06/30/2017)	01/05/2015	Active	16	1	12	-11	-40.74%	20	5	3		4	N	4			
60757	SYDNEY INNER WEST Exc Award (06/30/2021, 06/30/2023)	05/11/1998	Active	51	10	4	6	13.33%	46	2	0			R	0		\$5,588.45	
52402	SYDNEY JUNG-ANG	01/17/1992	Active	10	0	0	0	0.00%	10		9			VP	3			
108758	SYDNEY NEPAL HIMALAYA Exc Award (06/30/2022)	06/25/2010	Active	16	0	1	-1	-5.88%	17	3	2		4	VP,SC	1		\$65.22	



# Club Health Assessment for District 201N5 through December 2024

			Status	Membership							Reports					Finance	LCIF
Club Number	Club Name	Charter Date		Current Member Count	YTD Members Added	YTD Members Dropped	YTD Net Growth	YTD Net Growth%	Member Count 12 Months Ago	Avg. length of service for dropped members	Months Since Last MMR ***	Yrs. Since Last Officer Report	President Rotation	Vice President Reported ****	Months Since Last Activity Report ***	Account Balance	Donations for current Fiscal Year
			Number of times on status quo within last two years	If below 15 members appears				If net loss is greater than 20% appears			If no report in 3 months appears in	When more than one year appears in	Number of repeat terms	Notes the officers that do not have an active	If no report at 12 months appears in red		
138014	Sydney New Age	05/02/2019	Active	24	2	3	-1	-4.00%	28	5	0			N	0		\$4,367.67
	Exc Award (06/30/2021, 06/30/2023)																
67189	SYDNEY NORTH WEST	01/23/2003	Active	24	4	2	2	9.09%	25	3	0		4	R	0		
	Exc Award (06/30/2023)																
57984	SYDNEY PACIFIC	03/18/1996	Active	27	1	0	1	3.85%	29		0		2	R	VP	10	\$12,316.31
	Exc Award (06/30/2018, 06/30/2023)																
105799	SYDNEY SEASIDE	06/18/2009	Active	12	0	0	0	0.00%	16		6		13		VP,SC	1	
	Exc Award (06/30/2021)																
115745	SYDNEY SELECTIVE	12/21/2011	Active	19	0	0	0	0.00%	22		6		2	R		10	
	Exc Award (06/30/2021, 06/30/2023)																
120566	Sydney South Shapla Shaluk	10/17/2013	Active	5	0	0	0	0.00%	5		9		9	R		0	
127599	Sydney Sri Lankan	05/18/2016	Active	25	4	1	3	13.64%	23	0	0			N		0	
	Exc Award (06/30/2022, 06/30/2023)																
89666	SYDNEY WARATAH	11/21/2005	Active	41	3	0	3	7.89%	30		0		3	N		1	\$65.32
	Exc Award (06/30/2021, 06/30/2022, 06/30/2023)																
118299	SYDNEY WEST	11/09/2012	Active	8	0	3	-3	-27.27%	11	8	2				T,VP,SC	3	
35817	TOONGABBIE SEVEN HILLS	06/29/1978	Active	23	1	0	1	4.55%	18		4		2	N		0	
	Exc Award (06/30/2021, 06/30/2023, 06/30/2024)																
141177	Turramurra	03/12/2020	Active	10	2	4	-2	-16.67%	14	3	0		2		S,VP	0	
	Exc Award (06/30/2021)																
22604	WEST PENNANT HILLS-CHERRYBROOK	04/28/1964	Active	26	0	2	-2	-7.14%	30	10	5		4		VP	0	\$1,010.81
	Exc Award (06/30/2017, 06/30/2022, 06/30/2023)																
108759	WESTERN SYDNEY	06/25/2010	Active	23	0	0	0	0.00%	23		9		2		VP,SC	0	
29314	WINSTON HILLS	05/03/1974	Active	20	0	0	0	0.00%	21		7		2	R		0	\$664.32
	Exc Award (06/30/2018)																



## Club Health Assessment for District 201N5 through December 2024

				Status		Membership							Reports					Finance		LCIF
Club Number	Club Name	Charter Date				Current Member Count	YTD Members Added	YTD Members Dropped	YTD Net Growth	YTD Net Growth%	Member Count 12 Months Ago	Avg. length of service for dropped members	Months Since Last MMR ***	Yrs. Since Last Officer Report	President Rotation	Vice President Reported ****	Months Since Last Activity Report ***	Account Balance	Donations for current Fiscal Year	
						Number of times on status quo within last two years		If below 15 members appears		If net loss is greater than 20% appears			If no report in 3 months appears in	When more than one year appears in	Number of repeat terms	Notes the officers that do not have an active	If no report at 12 months appears in red			
Current Total Clubs Count	YTD New Clubs Count	YTD Cancelled Clubs Count	YTD Net Club Gain	Current Total Members Count	YTD Add	YTD Drop	YTD Net Growth	YTD Net Growth %	Member Count 12 Months Ago	Average Member Count Per Club	% of Clubs with less than 20 members	% No MMR in 3 Months	% No Officer Report in 12 Months	% of Clubs with balance 90+ days	Number of Clubs in Status Quo	% Status Quo Clubs in Financial Suspension	Number of Cancelled Clubs	Average Cancelled Club Age	Members Lost Due to Cancellation	% of Clubs Cancelled for Non-Financial Reasons
82	0	0	0	1,834	167	280	-113	-5.80%	1,820	22	55%	38%	0%	1%	0	0%	0	0	0	0%

\* - P - Priority Club. Cancellation Reasons: 1-Objectives/conduct, 2-Non-active club, 5-Non-existing club, 6-Disbanding, 7-Merger, 8-Financial Suspension, 9-District/Multiple District Dues.

\*\* - Abbreviation: P-President, S-Secretary, T-Treasurer, M-Member Chairperson, VP-First Vice President, MC-Communications Chairperson, SC-Service Chairperson

\*\*\* - Abbreviation: N/R - Never reported using the Lions Clubs website, N/A - Not applicable, No password registered for the Lions Clubs website.

\*\*\*\* - Abbreviation: N - New, IP - Immediate Past, R - Repeat.



# Club Health Assessment for District 201Q1 through December 2024

			Status	Membership							Reports					Finance		LCIF
Club Number	Club Name	Charter Date		Current Member Count	YTD Members Added	YTD Members Dropped	YTD Net Growth	YTD Net Growth%	Member Count 12 Months Ago	Avg. length of service for dropped members	Months Since Last MMR ***	Yrs. Since Last Officer Report	President Rotation	Vice President Reported ****	Months Since Last Activity Report ***	Account Balance	Donations for current Fiscal Year	
			Number of times on status quo within last two years	If below 15 members appears			If net loss is greater than 20% appears				If no report in 3 months appears in	When more than one year appears in	Number of repeat terms	Notes the officers that do not have an active	If no report at 12 months appears in red			
Clubs less than two years old																		
153823	Brisbane Taiwanese	03/01/2023	Active	28	3	5	-2	-6.67%	30	1	1		3	M,VP,SC	0			
Exc Award (06/30/2024)																		
Clubs more than two years old																		
65265	ALGESTER PARKINSON INC.	04/23/2002	Active	26	4	0	4	18.18%	23		4		2	R	0			
77721	APPLE MAC USERS OF QLD	01/22/2004	Active	16	0	0	0	0.00%	16		0		2	M,VP,SC	1			
36601	ASHMORE L C	02/16/1979	Active	8	1	2	-1	-11.11%	10	1	1		2	VP,SC	1			
22233	BALLINA	10/28/1952	Active	18	0	0	0	0.00%	18		5		2	T,M,VP,SC	0			
47724	BALLINA EAST	09/21/1987	P- Active	6	1	2	-1	-14.29%	7	4	0		4	M,VP,SC	0			
29885	BANGALOW	10/31/1974	Active	27	6	2	4	17.39%	23	34	0		4	P,T,M,VP,SC	1			
22234	BEAUDESERT	03/16/1960	Active	22	0	0	0	0.00%	22		4			N	SC	0		
47307	BONALBO UPPER CLARENCE	05/06/1987	Active	6	0	1	-1	-14.29%	7	3	3		3	R	T,M,SC	1		
22236	BOONAH	02/15/1965	Active	18	0	0	0	0.00%	13		0		2	VP,SC	1			
23057	BRISBANE CAMP HILL CARINDALE	04/27/1966	Active	19	0	1	-1	-5.00%	31	16	0			N	0		\$133.93	
57718	BRISBANE CHINESE	01/08/1996	Active	48	3	7	-4	-7.69%	51	4	0			N	4			
Exc Award (06/30/2021, 06/30/2023)																		
23072	BRISBANE EKIBIN	11/22/1966	Active	5	0	2	-2	-28.57%	7	23	4		5	R	1			
63670	BRISBANE HELLENIC	11/07/2000	Active	18	0	0	0	0.00%	16		6			R	M	2	\$690.04	
Exc Award (06/30/2020)																		
23056	BRISBANE HOLLAND PARK	10/09/1968	Active	27	0	2	-2	-6.90%	26	16	3			R	SC	0		
Exc Award (06/30/2024)																		
23062	BRISBANE MACGREGOR	11/01/1971	Active	46	3	9	-6	-11.54%	48	3	0			N	SC	7		
23061	BRISBANE MOOROOKA	05/17/1965	Active	20	2	0	2	11.11%	19		2			R	SC	0	90+ Days	
Exc Award (06/30/2023)																		
134369	Brisbane New Civitas	04/30/2018	Active(1)	8	0	0	0	0.00%	4		5		2	M,VP,SC	1			
33456	BRISBANE PINELANDS	03/15/1977	Active	17	6	1	5	41.67%	14	13	3			N	0			



## Club Health Assessment for District 201Q1 through December 2024

			Status	Membership							Reports					Finance		LCIF
Club Number	Club Name	Charter Date		Current Member Count	YTD Members Added	YTD Members Dropped	YTD Net Growth	YTD Net Growth%	Member Count 12 Months Ago	Avg. length of service for dropped members	Months Since Last MMR ***	Yrs. Since Last Officer Report	President Rotation	Vice President Reported ****	Months Since Last Activity Report ***	Account Balance	Donations for current Fiscal Year	
			Number of times on status quo within last two years	If below 15 members appears				If net loss is greater than 20% appears			If no report in 3 months appears in	When more than one year appears in	Number of repeat terms		Notes the officers that do not have an active	If no report at 12 months appears in red		
124336	BRISBANE UNITED ASIA BUSINESS	03/24/2015	Cancelled(6*)	0	0	0	0	0.00%	9		6		3		M,VP,SC	24+		
132379	Brisbane Zhong Hua	08/18/2017	Active	36	0	0	0	0.00%	36		2				VP,SC	1		
22238	BRUNSWICK MULLUMBIMBY	09/02/1952	Active	10	0	0	0	0.00%	12		6		6	R	SC	1		
Exc Award (06/30/2018)																		
22239	BURLEIGH HEADS	05/26/1957	Active	20	0	1	-1	-4.76%	21	1	2		2	R	SC	1		
30741	CABARITA BEACH & POTTS BCH LC	05/15/1975	Active	13	0	0	0	0.00%	13		8				VP,SC	2		
64217	CALAMVALE	04/26/2001	Active	6	0	3	-3	-33.33%	11	4	1				VP	2		
Exc Award (06/30/2020)																		
23070	CAPALABA	05/12/1971	Active	18	1	2	-1	-5.26%	19	1	0		3	R		0		
108217	CARRARA	05/10/2010	Active	13	0	5	-5	-27.78%	24	7	0				VP	2		
22240	CASINO	10/27/1952	Active	15	1	1	0	0.00%	17	2	0				T,M,VP,SC	1		
22244	COOLANGATTA-TWEED HEADS	10/14/1952	Active	9	1	2	-1	-10.00%	13	1	0				M,VP,SC	1		
59820	FASSIFERN	06/30/1997	Active	7	0	0	0	0.00%	12		5		12		P,M,VP,SC	1		
111060	GOLD COAST TALLEBUDGERA	05/12/2011	Active	34	0	9	-9	-20.93%	44	11	0		4	N		5		
Exc Award (06/30/2018, 06/30/2020, 06/30/2023)																		
22247	GOONDIWINDI	06/29/1965	Active	31	0	0	0	0.00%	23		5	1	None		P,S,T,M,VP SC	1		
109568	GOONELLABAH	11/03/2010	Active	18	0	0	0	0.00%	18		7		9		M,VP,SC	1		
106001	GREATER MOUNT GRAVATT MANSFIELD	06/24/2009	Active	11	0	0	0	0.00%	11		0		2		VP	0		\$326.58
65225	GRIFFITH UNIVERSITY	04/09/2002	Active	12	0	0	0	0.00%	12		1				VP,SC	0		
42000	HARRISVILLE	11/19/1982	Active	37	0	0	0	0.00%	36		8				VP,SC	1		
41381	HELENSVALE	05/13/1982	Active	29	0	2	-2	-6.45%	30	24	0			N		0		\$1,306.34
Exc Award (06/30/2021, 06/30/2023)																		
22248	INGLEWOOD	12/28/1971	Active	10	0	0	0	0.00%	12		8				M,VP,SC	1		
43255	KILLARNEY	12/16/1983	Active	18	2	1	1	5.88%	19	3	2			N		1		
22251	KINGSCLIFF	09/12/1957	Active	18	1	0	1	5.88%	17		2				VP,SC	6		



# Club Health Assessment for District 201Q1 through December 2024

Club Number	Club Name	Charter Date	Status	Membership							Reports					Finance	LCIF
				Current Member Count	YTD Members Added	YTD Members Dropped	YTD Net Growth	YTD Net Growth%	Member Count 12 Months Ago	Avg. length of service for dropped members	Months Since Last MMR ***	Yrs. Since Last Officer Report	President Rotation	Vice President Reported ****	Months Since Last Activity Report ***	Account Balance	Donations for current Fiscal Year
			Number of times on status quo within last two years	If below 15 members appears				If net loss is greater than 20% appears			If no report in 3 months appears in	When more than one year appears in	Number of repeat terms	Notes the officers that do not have an active	If no report at 12 months red		
22252	KYOGLE	08/26/1952	Active	26	1	2	-1	-3.70%	30	10	1			P,M,VP,SC	1		
66540	LENNOX HEAD	08/13/2002	Active	28	1	1	0	0.00%	29	10	2		4	R	SC	1	\$1,314.35
22253	LISMORE	07/01/1947	Active	30	0	0	0	0.00%	29		8			N	SC	2	\$10.00
38918	LISMORE CITY L C	09/05/1980	Active	15	0	0	0	0.00%	17		8			IP	SC	1	
131085	Logan Underwood	05/25/2017	Active	24	1	1	0	0.00%	24	1	0		2		M,VP,SC	0	
56782	LOGAN VILLAGE	04/12/1995	Active	53	7	1	6	12.77%	36	8	1			N		1	
Exc Award (06/30/2021)																	
34469	LOGAN WEST INC	09/07/1977	Active	5	6	6	0	0.00%	5	0	0		12	R	P,SC	1	
84242	MACLEAY ISLAND	10/15/2004	Active	19	8	0	8	72.73%	13		1		2	R	M,SC	1	
43911	MUDGEERABA	05/04/1984	Active	25	2	4	-2	-7.41%	23	15	0		4		M,VP,SC	4	
22258	MURWILLUMBAH	08/03/1948	Active	22	0	0	0	0.00%	23		6			N	M,SC	1	
52156	ORMEAU	11/12/1991	P- Active	11	0	6	-6	-35.29%	17	14	1		None		P,S,T,M,VP SC	1	
22261	PALM BEACH CURRUMBIN	05/26/1957	Active	28	0	5	-5	-15.15%	34	8	5			R	M,SC	1	
52651	REDLAND BAY-VICTORIA POINT	03/05/1992	Active	19	1	0	1	5.56%	15		5				VP,SC	0	\$65.72
23083	REDLAND CITY, INC. L C	06/29/1966	Active	9	0	1	-1	-10.00%	10	9	2		2		M,VP,SC	1	
49134	ROBINA	01/05/1989	Active	31	0	1	-1	-3.13%	37	17	0		3		VP	0	\$3,391.05
Exc Award (06/30/2017)																	
23084	ROCHEDALE SPRINGWOOD	05/10/1972	Active	18	2	1	1	5.88%	18	3	0		11	R		0	
30616	ROSEWOOD	04/14/1975	Active	28	0	1	-1	-3.45%	30	4	3			N	VP,SC	1	\$3,242.43
30786	RUNAWAY BAY	05/06/1975	Active	18	2	4	-2	-10.00%	18	6	0		3	R	M,VP,SC	1	\$1,314.35
Exc Award (06/30/2020)																	
22264	SOUTHPORT	10/22/1952	Active	18	2	0	2	12.50%	15		2		None		P,VP,SC	1	
34880	ST GEORGE	12/30/1977	Active	13	0	0	0	0.00%	13		8	1	None		P,S,T,M,VP SC	1	
22265	STANTHORPE	02/14/1961	Active	40	4	0	4	11.11%	34		0			N		1	\$1,306.34
23086	SUNNYBANK	04/09/1963	Active	19	0	0	0	0.00%	18		6		2	N	SC	0	
52761	TAMBORINE MOUNTAIN	03/23/1992	Active	41	1	2	-1	-2.38%	36	3	0			N	SC	1	



## Club Health Assessment for District 201Q1 through December 2024

			Status	Membership							Reports					Finance	LCIF
Club Number	Club Name	Charter Date		Current Member Count	YTD Members Added	YTD Members Dropped	YTD Net Growth	YTD Net Growth%	Member Count 12 Months Ago	Avg. length of service for dropped members	Months Since Last MMR ***	Yrs. Since Last Officer Report	President Rotation	Vice President Reported ****	Months Since Last Activity Report ***	Account Balance	Donations for current Fiscal Year
			Number of times on status quo within last two years	If below 15 members appears				If net loss is greater than 20% appears			If no report in 3 months appears in	When more than one year appears in	Number of repeat terms	Notes the officers that do not have an active	If no report at 12 months appears in red		
Exc Award (06/30/2024)																	
108936	TAMBORINE VILLAGE	07/20/2010	Active	30	1	0	1	3.45%	30		1			R S,SC	2		
22269	TENTERFIELD	06/17/1966	Active	22	1	0	1	4.76%	23		2			N M	1		
Exc Award (06/30/2021)																	
22270	TEXAS	12/09/1961	P- Active(1)	3	0	0	0	0.00%	3		8		7	M,VP,SC	1		
136257	Upper Coomera	08/22/2018	Active	9	0	3	-3	-25.00%	13	6	0			VP,SC	0		
22274	WARWICK	02/22/1958	Active	16	1	1	0	0.00%	15	37	3			N SC	1		

Clubs Cancelled Previous Fiscal Year – Clubs Cancelled within last 12 months may be reinstated

Club Number	Club Name	Charter Date	Current Status*	Cancellation Date
132569	Brisbane Vietnamese	09/05/2017	Cancelled(8*)	12/29/2023

Current Total Clubs Count	YTD New Clubs Count	YTD Cancelled Clubs Count	YTD Net Club Gain	Current Total Members Count	YTD Add	YTD Drop	YTD Net Growth	YTD Net Growth %	Member Count 12 Months Ago	Average Member Count Per Club	% of Clubs with less than 20 members	% No MMR in 3 Months	% No Officer Report in 12 Months	% of Clubs with balance 90+ days	Number of Clubs in Status Quo	% Status Quo Clubs in Financial Suspension	Number of Cancelled Clubs	Average Cancelled Club Age	Members Lost Due to Cancellation	% of Clubs Cancelled for Non-Financial Reasons
67	0	1	-1	1,368	76	100	-24	-1.72%	1,402	20	58%	39%	3%	1%	0	0%	1	16	0	0%

\* - P - Priority Club. Cancellation Reasons: 1-Objectives/conduct, 2-Non-active club, 5-Non-existing club, 6-Disbanding, 7-Merger, 8-Financial Suspension, 9-District/Multiple District Dues.

\*\* - Abbreviation: P-President, S-Secretary, T-Treasurer, M-Member Chairperson, VP-First Vice President, MC-Communications Chairperson, SC-Service Chairperson

\*\*\* - Abbreviation: N/R - Never reported using the Lions Clubs website, N/A - Not applicable, No password registered for the Lions Clubs website.

\*\*\*\* - Abbreviation: N - New, IP - Immediate Past, R - Repeat.






# Club Health Assessment for District 201Q2 through December 2024

			Status	Membership						Reports					Finance	LCIF	
Club Number	Club Name	Charter Date		Current Member Count	YTD Members Added	YTD Members Dropped	YTD Net Growth	YTD Net Growth%	Member Count 12 Months Ago	Avg. length of service for dropped members	Months Since Last MMR ***	Yrs. Since Last Officer Report	President Rotation	Vice President Reported ****	Months Since Last Activity Report ***	Account Balance	Donations for current Fiscal Year
			Number of times on status quo within last two years	If below 15 members appears				If net loss is greater than 20% appears			If no report in 3 months appears in	When more than one year appears in	Number of repeat terms	Notes the officers that do not have an active	If no report at 12 months red		
Clubs less than two years old																	
171668	Hela	05/17/2024	Active	20	0	0	0	0.00%	0		7		2	M,VP,SC	1		
Clubs more than two years old																	
22608	ATHERTON	02/24/1957	Active	22	3	0	3	15.79%	19		0			R	9		
22609	BABINDA	08/09/1971	Active	15	0	0	0	0.00%	15		6		2	M,VP,SC	8		
Exc Award (06/30/2017)																	
109560	BLUE RIVER MACKAY	11/11/2010	Active	13	2	2	0	0.00%	14	9	1			VP,SC	4	90+ Days	
23017	BOWEN	03/30/1965	Active	8	0	0	0	0.00%	8		3			M,VP,SC	0		
22610	CAIRNS	10/11/1956	Active	14	0	2	-2	-12.50%	16	31	2		R	T,M,SC	24+		
22611	CAIRNS BARRIER REEF	06/07/1961	Active	28	2	2	0	0.00%	27	1	2		N	VP	1		\$101.67
Exc Award (06/30/2021, 06/30/2023, 06/30/2024)																	
138521	Cairns Marlin Coast	06/10/2019	Active	15	1	6	-5	-25.00%	27	6	0		3	VP,SC	0		\$138.01
Exc Award (06/30/2021, 06/30/2023)																	
22612	CAIRNS TRINITY BAY	02/19/1963	Active	4	0	4	-4	-50.00%	11	24	1		3	S,T,M,VP,SC	1		
22613	CARDWELL	03/27/1968	Active	15	3	3	0	0.00%	17	3	0		2	R M,SC	0		
23020	CHARTERS TOWERS	03/17/1963	Active	17	8	1	7	70.00%	10	0	0		6	N M,SC	14		
23021	CLONCURRY	11/16/1967	Active	10	0	2	-2	-16.67%	9	1	4		4	M,VP,SC	14		
23022	COLLINSVILLE	09/23/1965	Active	15	0	0	0	0.00%	15		0		6	S,VP,SC	16		
111149	DALRYMPLE REGIONAL	06/01/2011	Active	14	0	0	0	0.00%	12		4		4	N T,SC	1		
22614	DIMBULAH	07/04/1961	Active	22	0	0	0	0.00%	23		8	1	None	P,S,T,M,VP SC	24+		
45172	EDMONTON	06/30/1985	Active	12	0	0	0	0.00%	13		9		3	R SC	0		
37084	ENDEAVOUR L C	05/09/1979	Active	28	3	0	3	12.00%	23		5		2	R M,SC	19		
22615	GORDONVALE	08/21/1968	Active	20	0	6	-6	-23.08%	24	8	0			M,VP	2		
67423	HERBERTON	03/11/2003	Active	9	0	0	0	0.00%	9		9		R	M,SC	9		
145268	Herberton Lioness	03/04/2021	Active	5	0	0	0	0.00%	5		8		3	M,VP,SC	5		
23030	HOME HILL - AYR INC.	11/11/1963	Active	26	0	1	-1	-3.70%	28	6	4		N	P,M,SC	1		



## Club Health Assessment for District 201Q2 through December 2024

			Status	Membership						Reports					Finance	LCIF	
Club Number	Club Name	Charter Date		Current Member Count	YTD Members Added	YTD Members Dropped	YTD Net Growth	YTD Net Growth%	Member Count 12 Months Ago	Avg. length of service for dropped members	Months Since Last MMR ***	Yrs. Since Last Officer Report	President Rotation	Vice President Reported ****	Months Since Last Activity Report ***	Account Balance	Donations for current Fiscal Year
			Number of times on status quo within last two years	If below 15 members appears				If net loss is greater than 20% appears			If no report in 3 months appears in	When more than one year appears in	Number of repeat terms	Notes the officers that do not have an active	If no report at 12 months appears in red		
Exc Award (06/30/2023)																	
124969	Hughenden	06/12/2015	Active	17	3	0	3	21.43%	12		2		2	M,VP,SC	5		
22617	INGHAM	12/05/1961	Active	39	2	0	2	5.41%	31		4			N	1		
143726	Innisfail Lioness	11/30/2020	Active	33	2	0	2	6.45%	30		2		3	R M	9		
Exc Award (06/30/2023)																	
23032	JULIA CREEK	06/23/1964	Active	9	0	0	0	0.00%	9		9		3	M,VP,SC	13		
110870	LAE	04/28/2011	Active	7	0	0	0	0.00%	7		9	1	None	P,S,T,M,VP SC	24+		
146294	Lae Lioness	05/21/2021	Active	7	1	0	1	16.67%	6		4		3	R M,SC	13	90+ Days	
23033	LEICHHARDT	02/15/1972	Active	15	3	1	2	15.38%	5	0	5		10	P,S,M,VP,SC	18		
22621	LOWER HERBERT HALIFAX	05/01/1963	Active	16	1	0	1	6.67%	16		4		3	R SC	1		
23035	MACKAY	10/07/1961	Active	24	1	1	0	0.00%	32	32	1			IP	3	90+ Days	\$66.85
Exc Award (06/30/2019)																	
35408	MACKAY NORTHERN BEACHES	04/20/1978	P- Active	7	2	0	2	40.00%	0		1		2	T,M,VP,SC	2		
121379	Madang	02/18/2014	Active	9	0	0	0	0.00%	7		6		11	VP,SC	24+		
23037	MAGNETIC ISLAND	09/24/1962	Active	6	0	0	0	0.00%	6		9		23	M,VP,SC	24+		
22622	MALANDA	12/16/1964	Active	20	1	0	1	5.26%	19		1		7	R M,SC	14		
22623	MAREEBA	09/04/1958	Active	24	2	2	0	0.00%	21	33	0		2	R SC	0		\$133.04
22624	MILLAA MILLAA	08/10/1967	Active	24	0	1	-1	-4.00%	24	9	3			S,T,VP,SC	0		
40166	MIRANI SUGAR VALLEY	06/30/1981	Active	23	3	0	3	15.00%	21		0			P,T,M,VP,SC	2		
37859	MISSION BEACH	12/26/1979	Active	16	1	5	-4	-20.00%	16	14	0		2	R	0		\$326.58
22625	MOSSMAN	10/23/1962	P- Active	0	0	0	0	0.00%	0		9		None	P,S,T,M,VP SC	24+		
145747	North Queensland All Abilities	03/25/2021	Active	6	0	0	0	0.00%	8		6		5	M,VP,SC	5		
108126	PORT MORESBY CITY	04/19/2010	Active	18	1	0	1	5.88%	10		4			N M,SC	21		
23041	PROSERPINE	11/20/1968	Active	42	5	0	5	13.51%	35		0			N SC	0		
Exc Award (06/30/2023, 06/30/2024)																	
145545	Queensland Multicultural	03/17/2021	P- Active	0	0	13	-13	-100.00%	13	4	0		None	P,S,T,M,VP SC	24+		



# Club Health Assessment for District 201Q2 through December 2024

			Status	Membership							Reports					Finance		LCIF
Club Number	Club Name	Charter Date		Current Member Count	YTD Members Added	YTD Members Dropped	YTD Net Growth	YTD Net Growth%	Member Count 12 Months Ago	Avg. length of service for dropped members	Months Since Last MMR ***	Yrs. Since Last Officer Report	President Rotation	Vice President Reported ****	Months Since Last Activity Report ***	Account Balance	Donations for current Fiscal Year	
			Number of times on status quo within last two years	If below 15 members appears				If net loss is greater than 20% appears			If no report in 3 months appears in	When more than one year appears in	Number of repeat terms	Notes the officers that do not have an active	If no report at 12 months appears in red			
43912	RAVENSHOE & DISTRICT	05/22/1984	Active	8	0	1	-1	-11.11%	9	19	1			VP,SC	0			
23042	RICHMOND	04/22/1963	Active	10	0	0	0	0.00%	10		5		4	P,M,VP,SC	14			
98837	ROLLINGSTONE AND DISTRICT Exc Award (06/30/2023)	03/22/2007	Active	25	3	0	3	13.64%	19		2			N	0		\$164.29	
33375	SARINA	02/09/1977	Active	16	0	0	0	0.00%	16		9			M,VP,SC	21			
43913	TABUBIL	05/15/1984	Active	29	0	0	0	0.00%	29		9	1	None	P,S,T,M,VP SC	N/R			
60800	THURINGOWA ALICE RIVER	05/19/1998	Active	16	1	3	-2	-11.11%	17	4	1			N	0			
36602	TOLGA & DISTRICT L C	02/16/1979	Active	11	1	0	1	10.00%	10		5		4	N	0			
60734	TOWNSVILLE BARRIER REEF	05/07/1998	Active	10	0	0	0	0.00%	10		6		5	VP	0			
23048	TOWNSVILLE CASTLE HILL Exc Award (06/30/2023, 06/30/2024)	08/01/1962	Active	51	3	2	1	2.00%	54	7	0			N	0			
116711	TOWNSVILLE CENTRAL	05/02/2012	Active	10	0	0	0	0.00%	9		8		9	R	1			
23049	TOWNSVILLE CLEVELAND BAY INC	07/01/1960	P- Active	4	0	2	-2	-33.33%	9	9	1		3	M,VP,SC	17			
141666	Townsville Lioness	06/09/2020	Active	12	0	0	0	0.00%	12		8		3	M,VP,SC	0			
23050	TOWNSVILLE MT STUART	01/19/1967	Active	20	0	0	0	0.00%	23		4			N	0			
45803	TOWNSVILLE NORTHERN SUBURBS Exc Award (06/30/2023)	02/10/1986	Active	31	3	3	0	0.00%	33	9	2			N	0			
31311	TOWNSVILLE ROSS VALLEY	10/31/1975	Active	17	1	1	0	0.00%	19	0	2			N	1		\$678.21	
22630	TULLY	03/08/1971	Active	16	0	2	-2	-11.11%	18	11	1		2	N	0			
22634	WEIPA	03/04/1970	Active	5	0	0	0	0.00%	5		9	1	None	P,S,T,M,VP SC	24+			
23046	WHITSUNDAY L C	07/20/1971	Active	19	0	1	-1	-5.00%	22	1	4		3	VP	0		\$3,426.53	
45173	YUNGABURRA	06/07/1985	Active	12	0	0	0	0.00%	13		5		6	N	24+			
144341	Yungaburra Lioness	02/19/2021	Active	9	0	0	0	0.00%	8		9			M,VP,SC	15			



## Club Health Assessment for District 201Q2 through December 2024

				Status		Membership								Reports				Finance		LCIF
Club Number	Club Name	Charter Date	Current Member Count			YTD Members Added	YTD Members Dropped	YTD Net Growth	YTD Net Growth%	Member Count 12 Months Ago	Avg. length of service for dropped members	Months Since Last MMR ***	Yrs. Since Last Officer Report	President Rotation	Vice President Reported ****	Months Since Last Activity Report ***	Account Balance	Donations for current Fiscal Year		
				Number of times on status quo within last two years	If below 15 members appears			If net loss is greater than 20% appears			If no report in 3 months appears in		When more than one year appears in	Number of repeat terms	Notes the officers that do not have an active	If no report at 12 months appears in red				
Current Total Clubs Count	YTD New Clubs Count	YTD Cancelled Clubs Count	YTD Net Club Gain	Current Total Members Count	YTD Add	YTD Drop	YTD Net Growth	YTD Net Growth %	Member Count 12 Months Ago	Average Member Count Per Club	% of Clubs with less than 20 members	% No MMR in 3 Months	% No Officer Report in 12 Months	% of Clubs with balance 90+ days	Number of Clubs in Status Quo	% Status Quo Clubs in Financial Suspension	Number of Cancelled Clubs	Average Cancelled Club Age	Members Lost Due to Cancellation	% of Clubs Cancelled for Non-Financial Reasons
63	0	0	0	1,025	62	67	-5	-0.49%	998	16	68%	56%	6%	5%	0	0%	0	0	0	0%

\* - P - Priority Club. Cancellation Reasons: 1-Objectives/conduct, 2-Non-active club, 5-Non-existing club, 6-Disbanding, 7-Merger, 8-Financial Suspension, 9-District/Multiple District Dues.

\*\* - Abbreviation: P-President, S-Secretary, T-Treasurer, M-Member Chairperson, VP-First Vice President, MC-Communications Chairperson, SC-Service Chairperson

\*\*\* - Abbreviation: N/R - Never reported using the Lions Clubs website, N/A - Not applicable, No password registered for the Lions Clubs website.

\*\*\*\* - Abbreviation: N - New, IP - Immediate Past, R - Repeat.



## Club Health Assessment for District 201Q3 through December 2024

			Status	Membership							Reports					Finance		LCIF
Club Number	Club Name	Charter Date		Current Member Count	YTD Members Added	YTD Members Dropped	YTD Net Growth	YTD Net Growth%	Member Count 12 Months Ago	Avg. length of service for dropped members	Months Since Last MMR ***	Yrs. Since Last Officer Report	President Rotation	Vice President Reported ****	Months Since Last Activity Report ***	Account Balance	Donations for current Fiscal Year	
			Number of times on status quo within last two years	If below 15 members appears				If net loss is greater than 20% appears			If no report in 3 months appears in	When more than one year appears in	Number of repeat terms	Notes the officers that do not have an active	If no report at 12 months red			
Clubs less than two years old																		
157850	Caboolture North	04/04/2024	Active	18	1	3	-2	-10.00%	0	1	0			VP	0		\$65.72	
Clubs more than two years old																		
32384	ALBANY CREEK Exc Award (06/30/2022)	06/15/1976	Active	14	1	0	1	7.69%	14		3			N	0		\$27.11	
22697	ASHGROVE THE GAP INC. Exc Award (06/30/2016, 06/30/2019, 06/30/20)	03/05/1968	Active	42	3	1	2	5.00%	40	10	0			R	0			
22686	BEERWAH	05/17/1967	Active	19	0	0	0	0.00%	18		1		4	N	1			
139581	Blackall Range Exc Award (06/30/2022, 06/30/2023)	08/23/2019	Active	30	2	0	2	7.14%	28		1			R	0		\$494.89	
36016	BOONDALL	08/16/1978	Active	8	0	2	-2	-20.00%	9	6	0		11	VP,SC	1			
36244	BRACKENRIDGE CENTRAL L C Exc Award (06/30/2024)	11/22/1978	Active	37	2	0	2	5.71%	36		4		2	M,VP,SC	5		\$50.00	
22687	BRIBIE ISLAND	03/19/1970	Active	30	1	3	-2	-6.25%	32	26	0		3	N	7		\$678.21	
54865	BRISBANE BRAMBLE BAY	09/10/1993	Active	14	0	0	0	0.00%	14		7		3	R	1			
39444	BRISBANE BUNYA Exc Award (06/30/2018, 06/30/2019, 06/30/20)	02/12/1981	Active	42	0	2	-2	-4.55%	44	4	1			N	0			
105492	BRISBANE INNER NORTH Exc Award (06/30/2020, 06/30/2022, 06/30/20)	05/26/2009	Active	30	2	0	2	7.14%	27		4			N	SC	0	\$138.01	
22694	BRISBANE METROPOLITAN Exc Award (06/30/2017)	07/06/1964	Active	17	1	2	-1	-5.56%	18	3	0		3	R	M,SC	17		
22701	BRISBANE NUNDAH	03/25/1969	Active	14	3	0	3	27.27%	12		3		6	VP,SC	13	90+ Days		
23063	BRISBANE OXLEY SHERWOOD Exc Award (06/30/2019, 06/30/2021)	10/04/1962	Active	14	1	2	-1	-6.67%	15	5	3		2	R	6			
37261	BRISBANE WEST	06/06/1979	Active	25	1	3	-2	-7.41%	25	4	3			N	SC	5		
22704	CALOUNDRA Exc Award (06/30/2023)	02/02/1957	Active	29	3	1	2	7.41%	28	7	0			N	0		\$1,330.41	




# Club Health Assessment for District 201Q3 through December 2024

			Status	Membership							Reports					Finance	LCIF		
Club Number	Club Name	Charter Date		Current Member Count	YTD Members Added	YTD Members Dropped	YTD Net Growth	YTD Net Growth%	Member Count 12 Months Ago	Avg. length of service for dropped members	Months Since Last MMR ***	Yrs. Since Last Officer Report	President Rotation	Vice President Reported ****	Months Since Last Activity Report ***	Account Balance	Donations for current Fiscal Year		
			Number of times on status quo within last two years	If below 15 members appears				If net loss is greater than 20% appears			If no report in 3 months appears in	When more than one year appears in	Number of repeat terms	Notes the officers that do not have an active	If no report at 12 months appears in red				
133864	Caloundra West	02/21/2018	Active	18	2	1	1	5.88%	17	8	0		3	R	4	90+ Days			
66670	CECIL PLAINS	09/26/2002	Active	23	1	0	1	4.55%	22		3			R	SC			0	
	Exc Award (06/30/2023)																		
22241	CHARLEVILLE	06/05/1973	Active	19	6	0	6	46.15%	15		1		2		VP,SC			1	
22242	CHINCHILLA	06/22/1965	Active	20	0	0	0	0.00%	19		6				P,VP,SC			5	
22243	CLIFTON	09/14/1967	Active	8	1	4	-3	-27.27%	13	2	0			N	S,M,SC	7			
	Exc Award (06/30/2022, 06/30/2023)																		
29649	CROWS NEST	07/15/1974	Active	12	2	0	2	20.00%	9		3			N		2			\$665.21
	Exc Award (06/30/2023, 06/30/2024)																		
22245	DALBY	02/14/1959	Active	54	2	1	1	1.89%	52	0	0			N		0			\$1,017.32
	Exc Award (06/30/2019, 06/30/2023)																		
41557	DAYBORO	06/11/1982	Active	23	2	1	1	4.55%	22	9	1				M,VP	5			
33045	DECEPTION BAY	11/23/1976	Active	23	1	1	0	0.00%	25	3	0			N	VP	1			
22708	ENOGGERA	02/17/1965	Active	9	0	2	-2	-18.18%	12	4	0		2		VP,SC	24+			
48675	ESK	06/02/1988	Active	10	0	1	-1	-9.09%	11	9	5		2		M,VP,SC	3			
82852	FERNVALE	06/28/2004	Active	19	3	4	-1	-5.00%	22	3	1			N	SC	1			\$845.40
54931	FOREST LAKE	10/15/1993	Active	21	0	2	-2	-8.70%	22	4	0				VP	8			
22246	GATTON	04/03/1968	Active	9	0	0	0	0.00%	8		3		10		M,VP	3			
22709	GOLDEN VALLEY KEPERRA	06/12/1972	Active	72	12	1	11	18.03%	51	1	1			N		0			
	Exc Award (06/30/2020, 06/30/2023, 06/30/2024)																		
48184	HIGHFIELDS NORTH	02/15/1988	Active	15	3	1	2	15.38%	12	10	0			N	M,SC	0			
	EASTERN DOWNS																		
29597	INALA	06/26/1974	Active	18	0	0	0	0.00%	20		5		2	N		0	\$3,624.99		
22249	IPSWICH	03/28/1962	Active	19	0	0	0	0.00%	21		0		2		VP	6			
	Exc Award (06/30/2020, 06/30/2023)																		
22250	IPSWICH REDBNK-GOODNA	03/12/1973	Active	11	0	0	0	0.00%	11		9		4		S,T,M,VP,SC	22			
37083	JANDOWAE	05/09/1979	Active	4	0	0	0	0.00%	4		3		6	N		24+			\$1,000.07



# Club Health Assessment for District 201Q3 through December 2024

			Status	Membership						Reports					Finance	LCIF	
Club Number	Club Name	Charter Date		Current Member Count	YTD Members Added	YTD Members Dropped	YTD Net Growth	YTD Net Growth%	Member Count 12 Months Ago	Avg. length of service for dropped members	Months Since Last MMR ***	Yrs. Since Last Officer Report	President Rotation	Vice President Reported ****	Months Since Last Activity Report ***	Account Balance	Donations for current Fiscal Year
			Number of times on status quo within last two years	If below 15 members appears				If net loss is greater than 20% appears			If no report in 3 months appears in	When more than one year appears in	Number of repeat terms	Notes the officers that do not have an active	If no report at 12 months appears in red		
22711	KALLANGUR	03/13/1969	Active	35	0	0	0	0.00%	35		4			N	0		\$2,070.11
	Exc Award (06/30/2022, 06/30/2024)																
37708	KILCOY	11/19/1979	Active	12	2	0	2	20.00%	9		0			IP	M	0	\$506.30
29651	LAIDLEY	07/15/1974	Active	11	0	0	0	0.00%	11		6		6	R	SC	1	
40260	LAKE CURRIMUNDI-KAWANA	07/07/1981	Active	14	0	0	0	0.00%	11		5			R	SC	0	\$197.15
	Exc Award (06/30/2024)																
22254	LOWOOD	01/03/1974	Active	28	0	0	0	0.00%	26		1		2	R	M,SC	9	
42572	MALENY BLACKALL RANGE	04/15/1983	Active	37	4	3	1	2.78%	37	2	0			N	M	0	\$985.77
	Exc Award (06/30/2020)																
22257	MILLMERRAN	10/11/1967	Active	16	1	2	-1	-5.88%	17	10	4			R	M,VP,SC	1	
132869	Mooloolah Valley	10/19/2017	Active	17	0	0	0	0.00%	18		8		5		M,VP	1	\$1,306.34
	Exc Award (06/30/2020)																
45330	MORAYFIELD & DISTRICT	08/26/1985	Active	36	1	3	-2	-5.26%	35	7	0			N	SC	0	\$657.18
	Exc Award (06/30/2016, 06/30/2018)																
99716	NORTH LAKES	06/27/2007	Active	24	0	1	-1	-4.00%	25	5	0		2	N	M	1	
	Exc Award (06/30/2018)																
22260	OAKEY	08/03/1960	Active	12	1	0	1	9.09%	10		3		5	N	S,SC	1	
22715	PINE RIVERS	03/28/1957	Active	21	0	2	-2	-8.70%	18	1	3			N		0	
22262	PITTSWORTH	03/30/1965	Active	23	0	0	0	0.00%	21		5				VP	0	\$653.17
	Exc Award (06/30/2017)																
38193	REDCLIFFE CENTRAL	03/06/1980	Active	29	3	0	3	11.54%	29		1		2	N		0	\$164.29
	Exc Award (06/30/2023)																
50930	REDCLIFFE KIPPA-RING	09/10/1990	Active	17	1	0	1	6.25%	16		1			N	SC	5	
	Exc Award (06/30/2017)																
22263	ROMA	01/22/1967	Active	21	1	0	1	5.00%	21		1			N		8	\$328.59
66575	SAMFORD	08/27/2002	Active	6	0	0	0	0.00%	17		2		2	N	M,SC	10	
	Exc Award (06/30/2020)																
127041	Sandstone Point	03/14/2016	Active	37	2	1	1	2.78%	31	6	0			N		3	



## Club Health Assessment for District 201Q3 through December 2024

			Status	Membership							Reports					Finance	LCIF	
Club Number	Club Name	Charter Date		Current Member Count	YTD Members Added	YTD Members Dropped	YTD Net Growth	YTD Net Growth%	Member Count 12 Months Ago	Avg. length of service for dropped members	Months Since Last MMR ***	Yrs. Since Last Officer Report	President Rotation	Vice President Reported ****	Months Since Last Activity Report ***	Account Balance	Donations for current Fiscal Year	
			Number of times on status quo within last two years	If below 15 members appears			If net loss is greater than 20% appears			If no report in 3 months appears in			When more than one year appears in	Number of repeat terms	Notes the officers that do not have an active	If no report at 12 months appears in red		
Exc Award (06/30/2017, 06/30/2018, 06/30/2020)																		
22268	TAROOM	10/18/1966	Active	13	1	2	-1	-7.14%	15	19	0		2	R	M,VP	0		\$1,000.47
133191	Teneriffe	11/20/2017	Active	32	0	0	0	0.00%	31		6		2		VP,SC	7		
Exc Award (06/30/2021)																		
22271	TOOWOOMBA	04/23/1954	Active	20	3	1	2	11.11%	20	42	0			N		1		
22272	TOOWOOMBA CITY	02/22/1966	Active	13	0	1	-1	-7.14%	14	11	0			N		0		\$228.61
Exc Award (06/30/2023)																		
22273	TOOWOOMBA WEST	01/21/1963	Active	57	3	0	3	5.56%	54		3			N		0		\$60.00
Exc Award (06/30/2016, 06/30/2017, 06/30/2020)																		
34881	TOOWOOMBA WILSONTON	12/13/1977	Active	26	2	1	1	4.00%	31	9	0			N		0		\$657.18
Exc Award (06/30/2020, 06/30/2023)																		
131147	Wamuran	06/02/2017	Active	22	0	6	-6	-21.43%	40	5	0			N	P,SC	0		
Exc Award (06/30/2024)																		
29230	WANDOAN	04/30/1974	Active	7	0	0	0	0.00%	7		9		3		P,T,M,VP,SC	19		
138623	Warner Qld	06/21/2019	Cancelled(6*)	0	0	0	0	0.00%	3		6	2	None		P,S,T,M,VP SC	24+		
124700	Westbrook and District	04/27/2015	Active	18	1	0	1	5.88%	12		1			IP	SC	5		
106690	WITHCOTT HELIDON	09/28/2009	Active	9	0	0	0	0.00%	9		2			N	SC	1		
43527	WOODFORD	02/17/1984	Active	25	0	2	-2	-7.41%	27	1	0		3		VP,SC	4		

Clubs Cancelled Previous Fiscal Year – Clubs Cancelled within last 12 months may be reinstated

Club Number	Club Name	Charter Date	Current Status*	Cancellation Date
48484	BEACHMERE	04/25/1988	Cancelled(6*)	04/29/2024
23060	BRISBANE JINDALEE	12/16/1966	Cancelled(6*)	06/29/2024
22717	REDCLIFFE INC	08/01/1956	Cancelled(6*)	07/29/2023





## Club Health Assessment for District 201Q3 through December 2024

Club Number			Club Name			Charter Date			Status	Membership						Reports					Finance		LCIF	
										Current Member Count	YTD Members Added	YTD Members Dropped	YTD Net Growth	YTD Net Growth%	Member Count 12 Months Ago	Avg. length of service for dropped members	Months Since Last MMR ***	Yrs. Since Last Officer Report	President Rotation	Vice President Reported ****	Months Since Last Activity Report ***	Account Balance	Donations for current Fiscal Year	
									Number of times on status quo within last two years	If below 15 members appears			If net loss is greater than 20% appears			If no report in 3 months appears in		When more than one year appears in	Number of repeat terms	Notes the officers that do not have an active		If no report at 12 months appears in red		
Current Total Clubs Count	YTD New Clubs Count	YTD Cancelled Clubs Count	YTD Net Club Gain	Current Total Members Count	YTD Add	YTD Drop	YTD Net Growth	YTD Net Growth %	Member Count 12 Months Ago	Average Member Count Per Club	% of Clubs with less than 20 members	% No MMR in 3 Months	% No Officer Report in 12 Months	% of Clubs with balance 90+ days	Number of Clubs in Status Quo	% Status Quo Clubs in Financial Suspension	Number of Cancelled Clubs	Average Cancelled Club Age	Members Lost Due to Cancellation	% of Clubs Cancelled for Non-Financial Reasons				
65	0	1	-1	1,428	82	63	19	1.35%	1,398	22	52%	40%	0%	3%	0	0%	1	166	0	100%				

\* - P - Priority Club. Cancellation Reasons: 1-Objectives/conduct, 2-Non-active club, 5-Non-existing club, 6-Disbanding, 7-Merger, 8-Financial Suspension, 9-District/Multiple District Dues.

\*\* - Abbreviation: P-President, S-Secretary, T-Treasurer, M-Member Chairperson, VP-First Vice President, MC-Communications Chairperson, SC-Service Chairperson

\*\*\* - Abbreviation: N/R - Never reported using the Lions Clubs website, N/A - Not applicable, No password registered for the Lions Clubs website.

\*\*\*\* - Abbreviation: N - New, IP - Immediate Past, R - Repeat.



## Club Health Assessment for District 201Q4 through December 2024

			Status	Membership							Reports					Finance		LCIF
Club Number	Club Name	Charter Date		Current Member Count	YTD Members Added	YTD Members Dropped	YTD Net Growth	YTD Net Growth%	Member Count 12 Months Ago	Avg. length of service for dropped members	Months Since Last MMR ***	Yrs. Since Last Officer Report	President Rotation	Vice President Reported ****	Months Since Last Activity Report ***	Account Balance	Donations for current Fiscal Year	
			Number of times on status quo within last two years	If below 15 members appears				If net loss is greater than 20% appears			If no report in 3 months appears in	When more than one year appears in	Number of repeat terms	Notes the officers that do not have an active	If no report at 12 months red			
Clubs less than two years old																		
157612	Taabinga	03/27/2024	Active	16	3	9	-6	-27.27%	0	1	0		2	M,VP,SC	1			
Clubs more than two years old																		
60914	AGNES WATER CAPTAIN COOK 1770	06/22/1998	Active	8	0	0	0	0.00%	8		9		6	T,M,VP,SC	24+			
128039	Australian Motorhoming	06/30/2016	Active	13	1	0	1	8.33%	12		3		2	VP,SC	0		\$6.57	
	Exc Award (06/30/2017, 06/30/2018)																	
23054	BARGARA	03/10/1971	Active	24	1	1	0	0.00%	23	1	0		2	R	0			
	Exc Award (06/30/2024)																	
37528	BIGGENDEN	09/18/1979	Active	4	0	0	0	0.00%	4		8		2	T,VP,SC	8			
78807	BLACKBUTT BENARKIN	04/26/2004	Active	23	6	0	6	35.29%	19		0			N	0		\$101.27	
23016	BLACKWATER	02/01/1968	Active	6	3	2	1	20.00%	5	1	2			N	0			
40795	BLUFF	01/08/1982	Active	6	0	0	0	0.00%	6		9		3	P,VP,SC	24+			
39293	BOYNE ISLAND	01/12/1981	Active	32	0	0	0	0.00%	28		7		4	VP,SC	0		\$1,306.34	
36921	BOYNE VALLEY L C	04/18/1979	Cancelled(6*)	0	0	0	0	0.00%	0		9	1	None	P,S,T,M,VP SC	24+			
22702	BUDERIM	09/12/1967	Active	31	1	0	1	3.33%	28		0			N	0			
23068	BUNDABERG	10/14/1964	Active	18	0	0	0	0.00%	21		1			N	0			
23069	BUNDABERG HINKLER	02/19/1970	Active	19	2	1	1	5.56%	20	1	0		2	N	0			
	Exc Award (06/30/2024)																	
29659	BUNDABERG NORTH BUNDABERG	07/23/1974	Active	11	0	0	0	0.00%	13		1		5	R	0			
23018	CALLIDE VALLEY	11/03/1962	Active	13	0	0	0	0.00%	11		8		12	VP,SC	0		\$997.81	
36152	COOLUM BEACH	10/25/1978	Active	23	1	0	1	4.55%	21		4			R	0			
22706	COOROY POMONA L C	05/05/1972	Active	23	0	1	-1	-4.17%	22	11	2			N	2			
	Exc Award (06/30/2023)																	
31709	DYSART	02/16/1976	Active	10	0	0	0	0.00%	10		9		13	VP,SC	24+			
33890	EIDSVOLD	05/05/1977	Active	8	1	0	1	14.29%	7		2		3	VP	24+			
23025	EMERALD	08/06/1966	Active	19	1	3	-2	-9.52%	24	10	1		4	R	8			



## Club Health Assessment for District 201Q4 through December 2024

Club Number	Club Name	Charter Date	Status	Membership							Reports					Finance	LCIF
				Current Member Count	YTD Members Added	YTD Members Dropped	YTD Net Growth	YTD Net Growth%	Member Count 12 Months Ago	Avg. length of service members	Months Since Last MMR ***	Yrs. Since Last Officer Report	President Rotation	Vice President Reported ****	Months Since Last Activity Report ***	Account Balance	Donations for current Fiscal Year
			Number of times on status quo within last two years	If below 15 members appears				If net loss is greater than 20% appears			If no report in 3 months appears in	When more than one year appears in	Number of repeat terms	Notes the officers that do not have an active	If no report at 12 months red		
29968	EMU PARK	11/18/1974	Active	34	0	5	-5	-12.82%	35	1	2		3	R	1		
46253	FRASER	05/30/1986	Active	28	1	3	-2	-6.67%	30	6	0		3		VP,SC	12	
23073	GAYNDAH	06/26/1973	Active	7	0	0	0	0.00%	7		8		7	R		N/R	
60915	GLENWOOD AND DISTRICT INC	06/22/1998	Active	7	0	0	0	0.00%	8		9				S,VP,SC	0	
23075	GOOMERI	04/08/1968	Active	8	0	0	0	0.00%	11		6		2		S,M,VP,SC	24+	
36153	GRACEMERE	10/25/1978	Active	9	0	0	0	0.00%	9		6		7		VP,SC	0	
22710	GYMPIE	06/01/1961	Active	31	6	2	4	14.81%	30	2	2				VP,SC	0	
38348	GYMPIE SOUTH	04/27/1980	Active	18	0	0	0	0.00%	17		6		5	R	M,SC	2	
23076	HERVEY BAY LIONS CLUB	12/07/1965	P- Active	0	2	6	-4	-100.00%	0	1	3		None		P,S,T,M,VP SC	5	
23077	KINGAROY	12/03/1964	Active	26	3	2	1	4.00%	28	0	1			N		0	
23034	LONGREACH	10/10/1970	Active	14	0	0	0	0.00%	13		6		2		M,VP,SC	9	
143667	Longreach Thomson River	11/23/2020	Active	13	0	4	-4	-23.53%	17	1	3				VP,SC	3	
40261	MARLBOROUGH & DISTRICT	07/17/1981	Active	12	1	1	0	0.00%	13	1	2		2	N		0	
	Exc Award (06/30/2024)																
68894	MAROOCHY NORTH SHORE	06/13/2003	Active	29	0	6	-6	-17.14%	30	2	0		2	R		0	\$328.59
43256	MARY VALLEY	12/02/1983	Active	11	0	0	0	0.00%	11		9	1	None		P,S,T,M,VP SC	3	
23078	MARYBOROUGH	02/13/1963	Active	18	0	0	0	0.00%	17		8		2	N		2	
34987	MARYBOROUGH GRANVILLE	01/20/1978	Active	8	0	0	0	0.00%	8		8		2		VP,SC	24+	
46549	MARYBOROUGH MARY RIVER INC	09/05/1986	Active	16	1	3	-2	-11.11%	21	6	2		3		VP,SC	20	
23079	MIRIAM VALE	07/07/1971	Active	8	0	0	0	0.00%	8		9		None		P,S,T,M,VP SC	24+	
28203	MONTO	03/25/1974	Active	4	0	0	0	0.00%	4		8		12		P,S,T,M,VP SC	24+	
30288	MOOLOOLABA	02/13/1975	Active	19	0	1	-1	-5.00%	18	6	1			N		1	
34048	MOORE PARK	06/08/1977	Active	21	1	4	-3	-12.50%	26	17	0		None		P,T,VP,SC	5	
23023	MOURA	09/13/1967	Active	10	0	0	0	0.00%	12		6		3	R	M,SC	3	
43783	MUNDUBBERA	04/10/1984	Active	9	0	0	0	0.00%	8		7		6		VP	1	



## Club Health Assessment for District 201Q4 through December 2024

			Status	Membership							Reports					Finance	LCIF
Club Number	Club Name	Charter Date		Current Member Count	YTD Members Added	YTD Members Dropped	YTD Net Growth	YTD Net Growth%	Member Count 12 Months Ago	Avg. length of service for dropped members	Months Since Last MMR ***	Yrs. Since Last Officer Report	President Rotation	Vice President Reported ****	Months Since Last Activity Report ***	Account Balance	Donations for current Fiscal Year
			Number of times on status quo within last two years	If below 15 members appears				If net loss is greater than 20% appears			If no report in 3 months appears in	When more than one year appears in	Number of repeat terms	Notes the officers that do not have an active	If no report at 12 months appears in red		
23081	MURGON	01/22/1973	Active	8	0	0	0	0.00%	8		9		3	R P,VP	24+		
36655	NAMBOUR AND DISTRICT	02/28/1979	Active	9	0	0	0	0.00%	9		0		3	VP,SC	0		
23082	NANANGO	01/21/1956	Active	15	1	2	-1	-6.25%	15	2	2			P,M,VP,SC	9		
28157	NOOSA HEADS	03/08/1974	Active	13	0	1	-1	-7.14%	13	13	4		2	R P	15		
40665	PROSTON & DIST	12/22/1981	Active	7	0	0	0	0.00%	7		8		4	T,VP,SC	2		
23043	ROCKHAMPTON	03/25/1961	Active	11	0	0	0	0.00%	12		7		3	P,M,VP,SC	6		
23044	ROCKHAMPTON FITZROY RIVER Exc Award (06/30/2023, 06/30/2024)	11/03/1962	Active	43	1	0	1	2.38%	41		0			N	1		\$1,670.69
23045	SPRINGSURE	01/15/1974	Active	16	0	0	0	0.00%	17		8		5	R M,SC	24+		
22720	TEWANTIN NOOSA L C Exc Award (06/30/2024)	04/04/1967	Active	43	3	6	-3	-6.52%	44	10	0			N	0		
40664	THE CAVES & DISTRICT	12/21/1981	Active	19	0	1	-1	-5.00%	21	2	0			N	1		
41384	THEODORE	05/13/1982	Active	9	0	1	-1	-10.00%	13	6	4			VP	3		
46751	TIARO & DIST	12/22/1986	Active	11	1	0	1	10.00%	10		3		3	P,M,VP,SC	24+		
36829	TIN CAN BAY	03/30/1979	Active	5	2	2	0	0.00%	6	2	1		4	S,T,M,VP,SC	8		
23087	WONDAI	09/11/1956	Active	12	2	0	2	20.00%	7		3		3	T,VP,SC	24+		
38698	WOOROOLIN	06/23/1980	Active	15	0	0	0	0.00%	15		8		2	R	5		
23052	YEPPOON Exc Award (06/30/2021)	03/29/1967	Active	41	1	2	-1	-2.38%	43	41	0		2	VP,SC	0		

Clubs Cancelled Previous Fiscal Year – Clubs Cancelled within last 12 months may be reinstated

Club Number	Club Name	Charter Date	Current Status*	Cancellation Date
23074	GIN GIN	03/19/1968	Cancelled(6*)	06/29/2024
29862	ROCKHAMPTON MOUNT ARCHER	10/15/1974	Cancelled(6*)	07/29/2023
29930	WINTON	11/08/1974	Cancelled(6*)	06/29/2024



## Club Health Assessment for District 201Q4 through December 2024

Club Number			Club Name			Charter Date			Status	Membership						Reports				Finance		LCIF		
										Current Member Count	YTD Members Added	YTD Members Dropped	YTD Net Growth	YTD Net Growth%	Member Count 12 Months Ago	Avg. length of service for dropped members	Months Since Last MMR ***	Yrs. Since Last Officer Report	President Rotation	Vice President Reported ****	Months Since Last Activity Report ***	Account Balance	Donations for current Fiscal Year	
									Number of times on status quo within last two years	If below 15 members appears			If net loss is greater than 20% appears			If no report in 3 months appears in		When more than one year appears in	Number of repeat terms	Notes the officers that do not have an active		If no report at 12 months appears in red		
Current Total Clubs Count	YTD New Clubs Count	YTD Cancelled Clubs Count	YTD Net Club Gain	Current Total Members Count	YTD Add	YTD Drop	YTD Net Growth	YTD Net Growth %	Member Count 12 Months Ago	Average Member Count Per Club	% of Clubs with less than 20 members	% No MMR in 3 Months	% No Officer Report in 12 Months	% of Clubs with balance 90+ days	Number of Clubs in Status Quo	% Status Quo Clubs in Financial Suspension	Number of Cancelled Clubs	Average Cancelled Club Age	Members Lost Due to Cancellation	% of Clubs Cancelled for Non-Financial Reasons				
59	0	1	-1	944	46	69	-23	-2.38%	944	16	75%	54%	2%	0%	0	0%	1	200	0	100%				

\* - P - Priority Club. Cancellation Reasons: 1-Objectives/conduct, 2-Non-active club, 5-Non-existing club, 6-Disbanding, 7-Merger, 8-Financial Suspension, 9-District/Multiple District Dues.

\*\* - Abbreviation: P-President, S-Secretary, T-Treasurer, M-Member Chairperson, VP-First Vice President, MC-Communications Chairperson, SC-Service Chairperson

\*\*\* - Abbreviation: N/R - Never reported using the Lions Clubs website, N/A - Not applicable, No password registered for the Lions Clubs website.

\*\*\*\* - Abbreviation: N - New, IP - Immediate Past, R - Repeat.



## Club Health Assessment for District 201C1 through December 2024

			Status	Membership							Reports					Finance		LCIF
Club Number	Club Name	Charter Date		Current Member Count	YTD Members Added	YTD Members Dropped	YTD Net Growth	YTD Net Growth%	Member Count 12 Months Ago	Avg. length of service for dropped members	Months Since Last MMR ***	Yrs. Since Last Officer Report	President Rotation	Vice President Reported ****	Months Since Last Activity Report ***	Account Balance	Donations for current Fiscal Year	
			Number of times on status quo within last two years	If below 15 members appears				If net loss is greater than 20% appears			If no report in 3 months appears in	When more than one year appears in	Number of repeat terms		Notes the officers that do not have an active	If no report at 12 months appears in red		
Clubs more than two years old																		
22644	ADELAIDE HELLENIC	06/23/1972	Active	22	0	0	0	0.00%	18		6		2	R	SC	7		
34684	ADELAIDE ITALIAN	11/29/1977	Active	26	0	0	0	0.00%	26		5			N	SC	5		
59922	ADELAIDE WEST	08/29/1997	Active(1)	5	0	0	0	0.00%	5		5		15		P,M,VP,SC	24+		
47658	ANGASTON & DIST	07/31/1987	Active	16	0	0	0	0.00%	17		5				M,VP,SC	0		
Exc Award (06/30/2023)																		
123087	Angle Vale	09/08/2014	Active	19	4	0	4	26.67%	13		1			N	M,SC	15		
Exc Award (06/30/2018)																		
32967	ATHELSTONE-ROSTREVOR	11/04/1976	Active	20	0	0	0	0.00%	22		7		2		VP,SC	0		
Exc Award (06/30/2021)																		
22817	BALAKLAVA & DISTRICT L C	05/12/1970	Active	15	2	2	0	0.00%	17	3	0		2	R	SC	0		
22646	BAROSSA VALLEY L C	06/26/1967	Active	30	0	3	-3	-9.09%	36	6	1		2		VP,SC	0		
35966	BOOLEROO CENTRE & DISTRICTS LC	07/07/1978	Active	12	2	0	2	20.00%	16		1			R	P,M,VP,SC	0		
22651	BURNSIDE	05/04/1962	Active	22	0	1	-1	-4.35%	22	25	5		2		VP,SC	0		\$498.91
31370	BUTE & DISTRICTS	11/10/1975	Active	24	1	2	-1	-4.00%	25	7	2				VP	9		
22860	CHARLES STURT WOODVILLE HINDMA	03/06/1964	Active	14	1	2	-1	-6.67%	14	4	0		2		VP,SC	0	90+ Days	
22643	CITY OF ADELAIDE	07/01/1961	Active	53	3	2	1	1.92%	54	10	0		None	R	P,T	0		
22820	CLARE DISTRICT L C	05/20/1968	Active	46	0	3	-3	-6.12%	42	16	0			R		2		\$653.17
34988	CLEVE DISTRICT L C	01/16/1978	Active	17	0	0	0	0.00%	17		10		3	R	SC	9		
38349	COWELL	04/22/1980	Active	22	7	3	4	22.22%	19	2	0			N	M,SC	10		\$339.11
31372	CUMMINS & DISTRICT	11/18/1975	Active	17	0	0	0	0.00%	21		6		5		P,S,T,M,VP SC	24+		
22824	ELIZABETH PLAYFORD	02/25/1963	Active	33	3	2	1	3.13%	32	18	0		2	N		0		\$574.97
Exc Award (06/30/2018, 06/30/2020, 06/30/2024)																		
22655	GAWLER	09/12/1967	Active	19	2	2	0	0.00%	19	2	4				S,M,VP	0		\$657.18
Exc Award (06/30/2023, 06/30/2024)																		
22656	GILBERT VALLEY	08/27/1969	Active	15	3	1	2	15.38%	12	33	4				VP,SC	2		



## Club Health Assessment for District 201C1 through December 2024

			Status	Membership							Reports					Finance	LCIF	
Club Number	Club Name	Charter Date		Current Member Count	YTD Members Added	YTD Members Dropped	YTD Net Growth	YTD Net Growth%	Member Count 12 Months Ago	Avg. length of service for dropped members	Months Since Last MMR ***	Yrs. Since Last Officer Report	President Rotation	Vice President Reported ****	Months Since Last Activity Report ***	Account Balance	Donations for current Fiscal Year	
			Number of times on status quo within last two years	If below 15 members appears				If net loss is greater than 20% appears			If no report in 3 months appears in	When more than one year appears in	Number of repeat terms	Notes the officers that do not have an active	If no report at 12 months red			
Exc Award (06/30/2024)																		
37086	GILLES PLAINS	05/14/1979	Active	19	0	0	0	0.00%	21		0		2	R	M,SC	0	90+ Days	\$985.77
Exc Award (06/30/2018, 06/30/2023)																		
38194	GLENSIDE	03/18/1980	Active	29	2	2	0	0.00%	28	6	0		2	N		0		
49899	GOLDEN GROVE	10/09/1989	Active	30	4	9	-5	-14.29%	35	9	0		3		VP,SC	0	\$1,314.35	
Exc Award (06/30/2021)																		
22833	JAMESTOWN	06/15/1967	Active	25	5	1	4	19.05%	21	8	0				VP,SC	9		
22834	KADINA	09/28/1967	Active	15	1	2	-1	-6.25%	16	8	1		2	R	M	1		
22836	KIMBA	04/25/1972	Active	13	5	1	4	44.44%	15	2	4				M,VP,SC	15		
35229	LOCK	03/08/1978	Active	6	0	1	-1	-14.29%	8	28	8		3		VP,SC	7		
34133	MAITLAND & DISTRICT L C	06/16/1977	Active	7	2	3	-1	-12.50%	11	6	1		2		P,M,VP,SC	18		
39445	MALLALA & DISTRICT L C	02/12/1981	Active	29	0	1	-1	-3.33%	29	12	3		2	R	SC	7		
31580	MODBURY	01/23/1976	Active	12	0	1	-1	-7.69%	13	25	2		11	R		1		
22839	MOONTA	01/15/1970	Active	15	3	3	0	0.00%	16	12	0		None		P,VP	24+		
22671	ONKAPARINGA L C	06/19/1967	Active	25	1	0	1	4.17%	24		2			N		0	90+ Days	
37860	ORROROO & DISTRICT L C	12/19/1979	Active	11	0	0	0	0.00%	11		5		8		P,M,VP,SC	24+		
51366	PARALOWIE	02/28/1991	Active	27	2	0	2	8.00%	28		2		6		M,VP	1	\$1,314.36	
Exc Award (06/30/2018)																		
37483	PETERBOROUGH & DISTRICT L C	08/08/1979	Active	14	1	2	-1	-6.67%	15	19	3				VP,SC	21		
22843	PORT AUGUSTA	11/21/1966	Active	32	2	2	0	0.00%	36	18	0				VP,SC	1	\$2,102.97	
22845	PORT LINCOLN	05/27/1965	Active	26	4	4	0	0.00%	26	12	0		4		VP,SC	17	90+ Days	
Exc Award (06/30/2018, 06/30/2019)																		
22846	PORT PIRIE	08/07/1965	Active	19	0	1	-1	-5.00%	24	16	2		2	R	SC	4	\$824.37	
22847	PROSPECT-BLAIR ATHOL L C	01/28/1964	Active	24	0	0	0	0.00%	21		6		11	R		10	\$1,328.64	
39294	QUORN	01/19/1981	Active	9	0	0	0	0.00%	9		9		4		P,T,M,VP,SC	24+		
22848	RICHMOND	03/19/1964	Active	27	5	2	3	12.50%	21	12	3		10		T,VP,SC	8	90+ Days	\$6,652.07



## Club Health Assessment for District 201C1 through December 2024

Club Number	Club Name	Charter Date	Status	Membership							Reports					Finance	LCIF
				Current Member Count	YTD Members Added	YTD Members Dropped	YTD Net Growth	YTD Net Growth%	Member Count 12 Months Ago	Avg. length of service members	Months Since Last MMR ***	Yrs. Since Last Officer Report	President Rotation	Vice President Reported ****	Months Since Last Activity Report ***	Account Balance	Donations for current Fiscal Year
			Number of times on status quo within last two years	If below 15 members appears				If net loss is greater than 20% appears			If no report in 3 months appears in	When more than one year appears in	Number of repeat terms	Notes the officers that do not have an active	If no report at 12 months red		
22827	ROCKY RIVER	09/16/1970	Active	16	0	1	-1	-5.88%	17	13	1		2	VP	17		
22849	SALISBURY	04/17/1969	Active	9	0	0	0	0.00%	10		5		2	VP	6		
101834	STANSBURY DALRYMPLE	05/10/2008	Active	19	1	0	1	5.56%	19		5			VP,SC	0		
22679	TEATREE GULLY	03/04/1964	Active	13	1	0	1	8.33%	13		3			VP,SC	8		
22680	TORRENS VALLEY L C	10/23/1968	Active	23	1	0	1	4.55%	22		0		3	N	0		\$657.18
37746	TUMBY BAY & DISTRICTS L C	11/28/1979	Active	38	2	2	0	0.00%	40	16	3		2	R	SC	24+	
22856	WALLAROO	12/16/1971	Active	19	0	0	0	0.00%	19		2		5	R	SC	0	\$1,000.00
22857	WEST BEACH	04/15/1964	Active	9	0	1	-1	-10.00%	13	32	4		4	R	SC	0	\$690.04
64114	WEST LAKES SEATON	03/26/2001	Active	15	0	4	-4	-21.05%	21	10	3		4	R	T,M,SC	16	
22859	WHYALLA	04/01/1964	Active	13	0	1	-1	-7.14%	15	43	2			M,VP,SC	1		
29316	WHYALLA MOUNT LAURA	05/03/1974	Active	21	3	0	3	16.67%	18		2			M,VP,SC	0		\$678.21
31281	WUDINNA	10/14/1975	Active	3	0	0	0	0.00%	4		5		13	VP,SC	3		

Clubs Cancelled Previous Fiscal Year – Clubs Cancelled within last 12 months may be reinstated

Club Number	Club Name	Charter Date	Current Status*	Cancellation Date
109120	NORWOOD	08/24/2010	Cancelled(6*)	01/29/2024

Current Total Clubs Count	YTD New Clubs Count	YTD Cancelled Clubs Count	YTD Net Club Gain	Current Total Members Count	YTD Add	YTD Drop	YTD Net Growth	YTD Net Growth %	Member Count 12 Months Ago	Average Member Count Per Club	% of Clubs with less than 20 members	% No MMR in 3 Months	% No Officer Report in 12 Months	% of Clubs with balance 90+ days	Number of Clubs in Status Quo	% Status Quo Clubs in Financial Suspension	Number of Cancelled Clubs	Average Cancelled Club Age	Members Lost Due to Cancellation	% of Clubs Cancelled for Non-Financial Reasons
53	0	0	0	1,059	73	67	6	0.57%	1,086	20	57%	47%	0%	9%	0	0%	0	0	0	0%

\* - P - Priority Club. Cancellation Reasons: 1-Objectives/conduct, 2-Non-active club, 5-Non-existing club, 6-Disbanding, 7-Merger, 8-Financial Suspension, 9-District/Multiple District Dues.

\*\* - Abbreviation: P-President, S-Secretary, T-Treasurer, M-Member Chairperson, VP-First Vice President, MC-Communications Chairperson, SC-Service Chairperson

\*\*\* - Abbreviation: N/R - Never reported using the Lions Clubs website, N/A - Not applicable, No password registered for the Lions Clubs website.

\*\*\*\* - Abbreviation: N - New, IP - Immediate Past, R - Repeat.






# Club Health Assessment for District 201C2 through December 2024

			Status	Membership							Reports					Finance		LCIF
Club Number	Club Name	Charter Date		Current Member Count	YTD Members Added	YTD Members Dropped	YTD Net Growth	YTD Net Growth%	Member Count 12 Months Ago	Avg. length of service for dropped members	Months Since Last MMR ***	Yrs. Since Last Officer Report	President Rotation	Vice President Reported ****	Months Since Last Activity Report ***	Account Balance	Donations for current Fiscal Year	
			Number of times on status quo within last two years	If below 15 members appears				If net loss is greater than 20% appears			If no report in 3 months appears in	When more than one year appears in	Number of repeat terms	Notes the officers that do not have an active	If no report at 12 months appears in red			
Clubs more than two years old																		
77527	ABERFOYLE & DISTRICTS	09/04/2003	Active	28	2	2	0	0.00%	31	19	0			N	SC	2	90+ Days	
Exc Award (06/30/2020)																		
137531	Australian Hearing Dogs	03/07/2019	Active	33	2	0	2	6.45%	33		2			N		12		
Exc Award (06/30/2020)																		
22653	BATTUNGA COUNTRY	04/01/1971	Active	17	0	0	0	0.00%	16		7		3	R	SC	1		
38919	BEACHPORT-RIVOLI BAY L C	09/10/1980	Active	31	0	0	0	0.00%	31		6			N	SC	6		
22647	BERRI	02/04/1970	Active	27	0	1	-1	-3.57%	32	1	0		2	R	S	0	\$1,064.33	
Exc Award (06/30/2019, 06/30/2020, 06/30/2020)																		
22648	BLACKWOOD	08/05/1965	Active	33	0	4	-4	-10.81%	35	2	3		2		VP,SC	0	\$1,971.53	
143642	Blue Lake City Lioness	11/18/2020	Active	21	0	0	0	0.00%	22		5			N	M,SC	2		
22649	BORDERTOWN	11/16/1968	Active	15	0	2	-2	-11.76%	14	4	5		2	N	VP,SC	6		
22818	BRIGHTON	04/18/1966	Active	29	0	0	0	0.00%	34		5				VP,SC	2		
22650	BROKEN HILL	03/13/1961	Active	20	0	0	0	0.00%	21		6			N	SC	15		
29393	BURONGA GOL GOL & DISTRICTS	05/23/1974	Active	14	0	0	0	0.00%	14		2			R	M,VP,SC	5		
22819	DARWIN CASUARINA	04/17/1973	Active	20	3	10	-7	-25.93%	16	5	2		3	R		11		
22822	DARWIN NIGHTCLIFF	02/18/1971	Active	12	0	0	0	0.00%	11		7			IP	SC	24+		
22823	EDWARDSTOWN	05/17/1962	Active	32	4	5	-1	-3.03%	35	12	0			N	VP,SC	1		
33971	GAMBIER CITY	05/31/1977	Active	26	0	1	-1	-3.70%	31	1	0		3	R	S,M	0		
37377	GOOLWA	06/28/1979	Active	33	5	3	2	6.45%	34	3	1			N	S,SC	1		
22657	HAHNDORF & DISTRICTS L C	08/19/1969	Active	19	0	0	0	0.00%	22		5			N	SC	0		
46079	HALLETT COVE & DIST LC	04/21/1986	Active	46	1	5	-4	-8.00%	51	7	0			N	M	9		
Exc Award (06/30/2017, 06/30/2019)																		
44082	IRYMPLE	06/22/1984	Active	17	0	0	0	0.00%	18		6			N		10		
Exc Award (06/30/2018, 06/30/2020)																		
34683	KALANGADOO & DISTRICT L C	11/23/1977	Active	10	2	0	2	25.00%	9		5		3	R	SC	9		




# Club Health Assessment for District 201C2 through December 2024

			Status	Membership							Reports					Finance	LCIF	
Club Number	Club Name	Charter Date		Current Member Count	YTD Members Added	YTD Members Dropped	YTD Net Growth	YTD Net Growth%	Member Count 12 Months Ago	Avg. length of service for dropped members	Months Since Last MMR ***	Yrs. Since Last Officer Report	President Rotation	Vice President Reported ****	Months Since Last Activity Report ***	Account Balance	Donations for current Fiscal Year	
			Number of times on status quo within last two years	If below 15 members appears				If net loss is greater than 20% appears			If no report in 3 months appears in	When more than one year appears in	Number of repeat terms	Notes the officers that do not have an active	If no report at 12 months appears in red			
22658	KANGAROO ISLAND L C	10/31/1968	Active	38	3	2	1	2.70%	38	24	1		2	M,VP,SC	0	90+ Days		
22659	KAROONDA & DISTRICT L C	01/30/1973	Active	0	0	7	-7	-100.00%	11	6	0		None	P,S,T,M,VP SC	11			
22660	KEITH	10/02/1968	Active	15	2	1	1	7.14%	14	34	5		2	R P,SC	24+			
22662	KINGSTON	03/06/1964	Active	23	0	0	0	0.00%	22		6			N SC	1			
128924	LAMEROO	09/28/2016	Active	29	3	1	2	7.41%	28	8	0			VP,SC	24+			
37178	LITCHFIELD	05/30/1979	Active	8	0	0	0	0.00%	9		6		8	R	20			
29394	LUCINDALE S A	05/23/1974	Active	39	3	0	3	8.33%	39		3			N SC	6			
33970	MANNUM	05/31/1977	Active	29	1	3	-2	-6.45%	26	36	4		2	N M,SC	0			
142372	Marion City	07/24/2020	Active	41	0	1	-1	-2.38%	42	3	0			R	0			
Exc Award (06/30/2023)																		
50293	MCLAREN DISTRICTS	03/13/1990	Active	25	4	2	2	8.70%	23	6	0		2	R SC	1			
22664	MENINGIE & DISTRICTS	03/09/1970	Active	16	2	1	1	6.67%	17	0	2			VP	0			
29928	MERBEIN	11/08/1974	Active	17	0	0	0	0.00%	17		13			M,VP,SC	4			
22665	MILDURA	10/13/1966	Active	46	1	1	0	0.00%	49	0	3			N M,SC	0			
Exc Award (06/30/2023)																		
22666	MILLICENT	05/11/1964	Active	43	3	4	-1	-2.27%	44	31	2		None	P,M,VP,SC	6			
Exc Award (06/30/2016, 06/30/2018, 06/30/2020)																		
37085	MORGAN & DISTRICT L C	05/02/1979	Active	18	3	1	2	12.50%	13	1	3		2	R SC	6			
31708	MOUNT BARKER	02/16/1976	Active	19	0	0	0	0.00%	19		8		2	R M,SC	13	\$664.32		
22668	MOUNT GAMBIER	02/12/1963	Active	37	2	0	2	5.71%	38		2			N	0	\$657.18		
Exc Award (06/30/2016, 06/30/2018, 06/30/2020)																		
22669	MURRAY BRIDGE	09/22/1965	Active	20	1	4	-3	-13.04%	22	6	1		2	N M,SC	2			
41385	MURRAY BRIDGE CITY	05/21/1982	Active	11	0	0	0	0.00%	15		6			N T,SC	5	\$130.63		
Exc Award (06/30/2017, 06/30/2018)																		
35621	NAIRNE & DISTRICTS L C	05/17/1978	Active	15	4	2	2	15.38%	14	1	3			N	0			
Exc Award (06/30/2023)																		
22670	NARACORTE	09/21/1964	Active	43	0	1	-1	-2.27%	41	2	1			N SC	8			



# Club Health Assessment for District 201C2 through December 2024

			Status	Membership							Reports					Finance		LCIF
Club Number	Club Name	Charter Date		Current Member Count	YTD Members Added	YTD Members Dropped	YTD Net Growth	YTD Net Growth%	Member Count 12 Months Ago	Avg. length of service for dropped members	Months Since Last MMR ***	Yrs. Since Last Officer Report	President Rotation	Vice President Reported ****	Months Since Last Activity Report ***	Account Balance	Donations for current Fiscal Year	
			Number of times on status quo within last two years	If below 15 members appears				If net loss is greater than 20% appears			If no report in 3 months appears in	When more than one year appears in	Number of repeat terms	Notes the officers that do not have an active	If no report at 12 months red			
22840	NOARLUNGA-MORPHETT VALE L C Exc Award (06/30/2019, 06/30/2020, 06/30/20	07/04/1966	Active	42	5	2	3	7.69%	39	5	0			P,M,VP,SC	1	90+ Days	\$1,664.32	
122389	Palmerston	06/17/2014	Active	11	0	0	0	0.00%	9		4		IP	SC	24+			
50981	PARNDANA WESTERN KANGAROO ISLA Exc Award (06/30/2018)	10/02/1990	Active	9	1	1	0	0.00%	10	7	1			M,VP,SC	9			
22672	PENOLA Exc Award (06/30/2018)	09/27/1965	Active	14	0	0	0	0.00%	14		2			VP	9			
22673	PINNAROO	04/22/1969	Active	16	0	0	0	0.00%	16		2		N	M,SC	2			
22674	RED CLIFFS	09/24/1968	Active	16	0	2	-2	-11.11%	18	13	0		N	M,VP,SC	8			
22675	RENMARK Exc Award (06/30/2018, 06/30/2024)	02/28/1964	Active	36	3	1	2	5.88%	31	0	4		2	M,VP,SC	0			
105379	ROBE AND DISTRICT Exc Award (06/30/2018, 06/30/2021, 06/30/20	05/26/2009	Active	25	0	1	-1	-3.85%	26	4	2		3	R	3			
140753	Seaford & Districts	01/17/2020	Active	36	6	0	6	20.00%	31		0		4	R	SC			0
22677	STRATHALBYN DISTRICT Exc Award (06/30/2020)	05/20/1968	Active	19	7	4	3	18.75%	18	3	3			N	M,SC			9
30659	TAILEM BEND Exc Award (06/30/2018)	04/24/1975	Active	22	1	0	1	4.76%	19		4		3		M,VP,SC			0
22854	TENNANT CREEK	11/17/1967	Active(1)	13	0	0	0	0.00%	17		7			R	M,SC			15
31590	TINTINARA	01/22/1976	Active	11	0	7	-7	-38.89%	19	25	1		2		M,VP,SC			24+
22851	VICTOR HARBOR & PORT ELLIOT Exc Award (06/30/2018, 06/30/2024)	02/20/1969	Active	31	0	3	-3	-8.82%	34	24	0		3	N				3
143806	Wattle Range Lioness	12/08/2020	Active	21	0	0	0	0.00%	21		14				VP			6
22852	WILLUNGA & DISTRICTS	08/11/1969	Active	30	4	3	1	3.45%	23	1	2			N	SC	0		
44381	YANKALILLA & DISTRICT Exc Award (06/30/2020, 06/30/2023)	11/15/1984	Active	46	1	2	-1	-2.13%	45	7	1			R		0		
42574	YULARA AYERS ROCK	04/29/1983	Active	7	0	0	0	0.00%	7		8	1	None	P,S,T,M,VP SC	N/R			



## Club Health Assessment for District 201C2 through December 2024

			Status	Membership							Reports					Finance	LCIF
Club Number	Club Name	Charter Date		Current Member Count	YTD Members Added	YTD Members Dropped	YTD Net Growth	YTD Net Growth%	Member Count 12 Months Ago	Avg. length of service for dropped members	Months Since Last MMR ***	Yrs. Since Last Officer Report	President Rotation	Vice President Reported ****	Months Since Last Activity Report ***	Account Balance	Donations for current Fiscal Year
			Number of times on status quo within last two years	If below 15 members appears				If net loss is greater than 20% appears			If no report in 3 months appears in	When more than one year appears in	Number of repeat terms	Notes the officers that do not have an active	If no report at 12 months appears in red		

Clubs Cancelled Previous Fiscal Year – Clubs Cancelled within last 12 months may be reinstated

Club Number	Club Name	Charter Date	Current Status*	Cancellation Date
22815	ALICE SPRINGS	09/18/1964	Cancelled(6*)	07/29/2023

Current Total Clubs Count	YTD New Clubs Count	YTD Cancelled Clubs Count	YTD Net Club Gain	Current Total Members Count	YTD Add	YTD Drop	YTD Net Growth	YTD Net Growth %	Member Count 12 Months Ago	Average Member Count Per Club	% of Clubs with less than 20 members	% No MMR in 3 Months	% No Officer Report in 12 Months	% of Clubs with balance 90+ days	Number of Clubs in Status Quo	% Status Quo Clubs in Financial Suspension	Number of Cancelled Clubs	Average Cancelled Club Age	Members Lost Due to Cancellation	% of Clubs Cancelled for Non-Financial Reasons
59	0	0	0	1,420	79	90	-11	-0.77%	1,448	24	42%	49%	2%	5%	0	0%	0	0	0	0%

\* - P - Priority Club. Cancellation Reasons: 1-Objectives/conduct, 2-Non-active club, 5-Non-existing club, 6-Disbanding, 7-Merger, 8-Financial Suspension, 9-District/Multiple District Dues.

\*\* - Abbreviation: P-President, S-Secretary, T-Treasurer, M-Member Chairperson, VP-First Vice President, MC-Communications Chairperson, SC-Service Chairperson

\*\*\* - Abbreviation: N/R - Never reported using the Lions Clubs website, N/A - Not applicable, No password registered for the Lions Clubs website.

\*\*\*\* - Abbreviation: N - New, IP - Immediate Past, R - Repeat.



## Club Health Assessment for District 201T1 through December 2024

			Status	Membership							Reports					Finance		LCIF
Club Number	Club Name	Charter Date		Current Member Count	YTD Members Added	YTD Members Dropped	YTD Net Growth	YTD Net Growth%	Member Count 12 Months Ago	Avg. length of service for dropped members	Months Since Last MMR ***	Yrs. Since Last Officer Report	President Rotation	Vice President Reported ****	Months Since Last Activity Report ***	Account Balance	Donations for current Fiscal Year	
			Number of times on status quo within last two years	If below 15 members appears				If net loss is greater than 20% appears			If no report in 3 months appears in	When more than one year appears in	Number of repeat terms	Notes the officers that do not have an active	If no report at 12 months appears in red			
Clubs less than two years old																		
155405	Tasmanian Online	08/15/2023	Active	21	1	6	-5	-19.23%	25	1	1			N	S,T,SC	3		
Clubs more than two years old																		
47703	BICHENO	09/08/1987	Active	18	2	0	2	12.50%	12		0		5		M,VP,SC	0	\$195.95	
Exc Award (06/30/2024)																		
84241	BOTHWELL AND DISTRICTS	10/05/2004	Active	13	1	0	1	8.33%	12		5		2		P,M,VP,SC	2		
55951	BRIDPORT	06/30/1994	Active	31	0	0	0	0.00%	27		4			N	M,SC	2	\$1,011.11	
Exc Award (06/30/2023)																		
115631	BRIGHTON	12/06/2011	Active	12	0	0	0	0.00%	11		6		2	R	M,SC	3		
Exc Award (06/30/2018, 06/30/2019)																		
22339	BURNIE CITY	09/16/1959	Active	9	4	0	4	80.00%	10		5		2		P,M,VP,SC	0		
Exc Award (06/30/2023)																		
47334	BURNIE EMU BAY	05/18/1987	Active	17	0	2	-2	-10.53%	19	8	1				VP,SC	1		
22356	CITY OF LAUNCESTON	10/30/1957	Active	11	0	2	-2	-15.38%	14	17	1		3	R	P,SC	7		
Exc Award (06/30/2022)																		
22343	CLARENCE	02/13/1965	Active	24	1	1	0	0.00%	22	18	3		2	N	SC	1	\$678.21	
Exc Award (06/30/2020, 06/30/2024)																		
41386	DELORAINIE	05/13/1982	Active	18	0	0	0	0.00%	21		5			N	M,SC	0	\$138.01	
31872	DEVONPORT MERSEY	03/09/1976	Active	17	0	4	-4	-19.05%	21	30	4				VP,SC	3		
Exc Award (06/30/2024)																		
56951	DODGES FERRY SOUTHERN BEACHES	05/24/1995	Cancelled(6*)	0	0	5	-5	-100.00%	7	20	1		None		P,S,T,M,VP SC	24		
62992	FLINDERS ISLAND	03/31/2000	Active	9	0	0	0	0.00%	9		11		2		T,M,VP,SC	10		
41208	FORTH VALLEY	04/13/1982	Active	24	2	2	0	0.00%	26	0	1		2	R	M,SC	14		
22346	GEORGE TOWN	09/11/1968	Active	26	2	2	0	0.00%	25	23	2		2	N	SC	3		
Exc Award (06/30/2018)																		
32113	GLAMORGAN INC	04/21/1976	Active	8	0	1	-1	-11.11%	11	21	3		5		P,T,M,VP,SC	22		
22347	GLENORCHY CITY	04/01/1964	Active	19	1	1	0	0.00%	23	6	3			R	M,SC	2		



## Club Health Assessment for District 201T1 through December 2024

			Status	Membership							Reports					Finance	LCIF
Club Number	Club Name	Charter Date		Current Member Count	YTD Members Added	YTD Members Dropped	YTD Net Growth	YTD Net Growth%	Member Count 12 Months Ago	Avg. length of service for dropped members	Months Since Last MMR ***	Yrs. Since Last Officer Report	President Rotation	Vice President Reported ****	Months Since Last Activity Report ***	Account Balance	Donations for current Fiscal Year
			Number of times on status quo within last two years	If below 15 members appears				If net loss is greater than 20% appears			If no report in 3 months appears in	When more than one year appears in	Number of repeat terms	Notes the officers that do not have an active	If no report at 12 months appears in red		
Exc Award (06/30/2022, 06/30/2023)																	
47529	HADSPEN SOUTH ESK	06/19/1987	Active	15	3	1	2	15.38%	17	8	2		3	VP,SC	1		
Exc Award (06/30/2018)																	
22350	HUON L C	08/13/1968	Active	14	2	0	2	16.67%	12		1		4	N SC	0		
Exc Award (06/30/2023)																	
22351	KENTISH	04/21/1969	Active	27	3	0	3	12.50%	25		1			N SC	0		
22354	KING ISLAND L C	03/28/1969	Active	32	6	2	4	14.29%	28	5	0			R M	0		
Exc Award (06/30/2020, 06/30/2023)																	
22353	KINGBOROUGH L C	07/15/1968	Active	40	2	1	1	2.56%	31	1	0			R SC	0		\$1,330.41
Exc Award (06/30/2018, 06/30/2019, 06/30/2020)																	
22358	KINGS MEADOWS	09/22/1970	Active	22	2	1	1	4.76%	23	0	1		2	R SC	0		
Exc Award (06/30/2023)																	
22355	LATROBE	12/07/1970	Active	12	0	0	0	0.00%	12		9			N P,T,M,VP,SC	1		
22359	LAUNCESTON WINDMILL HILL	09/14/1961	Active	13	0	0	0	0.00%	15		0			N T,M,SC	0		
Exc Award (06/30/2019)																	
48557	LILYDALE	05/10/1988	Active	10	0	1	-1	-9.09%	9	0	4			N P,T,M,SC	0		
22367	NEW NORFOLK	08/06/1968	Active	21	3	2	1	5.00%	17	10	1			R SC	0		
40167	NORTH-EAST TASMANIA	06/30/1981	Active	14	0	7	-7	-33.33%	21	14	2		2	N T,M,VP,SC	4		
Exc Award (06/30/2018)																	
22370	PENGUIN	03/14/1962	Active	45	3	0	3	7.14%	42		2			R SC	1		
Exc Award (06/30/2023, 06/30/2024)																	
31170	PERTH TASMANIA	09/05/1975	Active	17	0	0	0	0.00%	17		8			N	0		
33882	PORT CYGNET L C	05/05/1977	Active	14	0	0	0	0.00%	15		8		7	M,VP,SC	2		
43784	PORT SORELL	04/12/1984	Active	32	3	1	2	6.67%	34	40	1			R VP	0		
22373	QUEENSTOWN	07/18/1967	Active	10	0	0	0	0.00%	10		2		7	R P,M,SC	24+		
22357	RIVERSIDE INC	03/18/1965	Active	31	1	1	0	0.00%	30	44	0			N SC	1		
Exc Award (06/30/2023, 06/30/2024)																	
62993	ROCKY CAPE	03/31/2000	Active	27	1	0	1	3.85%	29		0			M,VP,SC	1		



## Club Health Assessment for District 201T1 through December 2024

			Status	Membership							Reports					Finance	LCIF
Club Number	Club Name	Charter Date		Current Member Count	YTD Members Added	YTD Members Dropped	YTD Net Growth	YTD Net Growth%	Member Count 12 Months Ago	Avg. length of service for dropped members	Months Since Last MMR ***	Yrs. Since Last Officer Report	President Rotation	Vice President Reported ****	Months Since Last Activity Report ***	Account Balance	Donations for current Fiscal Year
			Number of times on status quo within last two years	If below 15 members appears				If net loss is greater than 20% appears			If no report in 3 months appears in	When more than one year appears in	Number of repeat terms	Notes the officers that do not have an active	If no report at 12 months appears in red		
Exc Award (06/30/2017, 06/30/2018)																	
33883	ROSEBERY	05/18/1977	Active	13	0	0	0	0.00%	13		27		3	S,M,VP,SC	14		
22376	SCOTTSDALE	11/10/1969	Active	14	1	2	-1	-6.67%	16	6	5			N	P,T,M,VP,SC	0	
Exc Award (06/30/2018, 06/30/2023)																	
22377	SMITHTON-CIRCULAR HEAD LC	10/20/1969	Active	16	2	2	0	0.00%	19	2	0		2	N	VP	4	
Exc Award (06/30/2019)																	
22378	SORELL	12/11/1973	Active	27	0	3	-3	-10.00%	32	25	1			N	SC	0	
Exc Award (06/30/2018, 06/30/2020)																	
54334	SPRING BAY	04/12/1993	Active	8	0	0	0	0.00%	8		8		5		P,T,M,VP,SC	12	90+ Days
22375	ST HELEN'S	06/26/1972	Cancelled(6*)	0	3	11	-8	-100.00%	8	16	0		None		P,S,T,M,VP SC	21	
45175	TASMAN	06/20/1985	Active	8	0	0	0	0.00%	8		9		7	R	SC	21	90+ Days
22381	ULVERSTONE	05/25/1965	Active	45	0	2	-2	-4.26%	47	32	2		2	R	P,VP,SC	24+	
29653	WEST TAMAR	07/15/1974	Active	14	0	2	-2	-12.50%	18	2	1		2		VP,SC	0	
55315	WESTBURY	02/21/1994	Active	36	0	1	-1	-2.70%	40	6	0			N	T,M,SC	9	
22382	WYNYARD	07/16/1968	Active	38	0	6	-6	-13.64%	44	21	0			N	SC	14	\$410.34
30787	ZEEHAN	05/06/1975	Active	8	0	0	0	0.00%	8		8		10		M,VP,SC	0	


Clubs Cancelled Previous Fiscal Year – Clubs Cancelled within last 12 months may be reinstated

Club Number	Club Name	Charter Date	Current Status*	Cancellation Date
22344	CITY OF DEVONPORT	09/17/1959	Cancelled(6*)	09/29/2023
31485	HOBART TOWN	12/15/1975	Cancelled(6*)	05/29/2024

Current Total Clubs Count	YTD New Clubs Count	YTD Cancelled Clubs Count	YTD Net Gain	Current Total Members Count	YTD Add	YTD Drop	YTD Net Growth	YTD Net Growth %	Member Count 12 Months Ago	Average Member Count Per Club	% of Clubs with less than 20 members	% No MMR in 3 Months	% No Officer Report in 12 Months	% of Clubs with balance 90+ days	Number of Clubs in Status Quo	% Status Quo Clubs in Financial Suspension	Number of Cancelled Clubs	Average Cancelled Club Age	Members Lost Cancellation	% of Clubs Cancelled for Non-Financial Reasons
45	0	2	-2	900	49	72	-23	-2.49%	943	20	60%	42%	0%	4%	0	0%	2	97	16	100%



Club Health Assessment for District 201T1 through December 2024

			Status	Membership							Reports					Finance	LCIF
Club Number	Club Name	Charter Date		Current Member Count	YTD Members Added	YTD Members Dropped	YTD Net Growth	YTD Net Growth%	Member Count 12 Months Ago	Avg. length of service for dropped members	Months Since Last MMR ***	Yrs. Since Last Officer Report	President Rotation	Vice President Reported ****	Months Since Last Activity Report ***	Account Balance	Donations for current Fiscal Year
			Number of times on status quo within last two years	If below 15 members appears				If net loss is greater than 20% appears			If no report in 3 months appears in	When more than one year appears in	Number of repeat terms	Notes the officers that do not have an active	If no report at 12 months appears in red		

\* - P - Priority Club. Cancellation Reasons: 1-Objectives/conduct, 2-Non-active club, 5-Non-existing club, 6-Disbanding, 7-Merger, 8-Financial Suspension, 9-District/Multiple District Dues.  
\*\* - Abbreviation: P-President, S-Secretary, T-Treasurer, M-Member Chairperson, VP-First Vice President, MC-Communications Chairperson, SC-Service Chairperson  
\*\*\* - Abbreviation: N/R - Never reported using the Lions Clubs website, N/A - Not applicable, No password registered for the Lions Clubs website.  
\*\*\*\* - Abbreviation: N - New, IP - Immediate Past, R - Repeat.






# Club Health Assessment for District 201V2 through December 2024

			Status	Membership							Reports					Finance		LCIF
Club Number	Club Name	Charter Date		Current Member Count	YTD Members Added	YTD Members Dropped	YTD Net Growth	YTD Net Growth%	Member Count 12 Months Ago	Avg. length of service for dropped members	Months Since Last MMR ***	Yrs. Since Last Officer Report	President Rotation	Vice President Reported ****	Months Since Last Activity Report ***	Account Balance	Donations for current Fiscal Year	
			Number of times on status quo within last two years	If below 15 members appears				If net loss is greater than 20% appears			If no report in 3 months appears in	When more than one year appears in	Number of repeat terms	Notes the officers that do not have an active	If no report at 12 months appears in red			
Clubs more than two years old																		
22511	ALTONA	10/14/1965	Active	18	2	3	-1	-5.26%	20	4	0			N	0		\$1,695.53	
Exc Award (06/30/2016, 06/30/2021)																		
22510	ANGLESEA	05/24/1968	Active	35	2	5	-3	-7.89%	41	4	1		3	N	SC	1		
22514	ARARAT	06/19/1972	Active	21	4	5	-1	-4.55%	20	11	0			N	SC	5		
108908	BALMORAL DISTRICT	07/19/2010	Active	10	0	0	0	0.00%	10		9		3	R	P,M,SC	6		
49206	BANNOCKBURN & DIST	02/06/1989	Active	6	0	1	-1	-14.29%	6	3	3		3		VP,SC	0		
45010	BIRREGURRA & DISTRICT	05/02/1985	Active	16	1	0	1	6.67%	15		3		4		S,M,VP,SC	1		
37446	CAMPERDOWN	07/02/1979	Active	24	2	4	-2	-7.69%	27	9	0				VP,SC	0		
Exc Award (06/30/2016, 06/30/2019)																		
22520	CASTERTON	10/17/1968	Active	24	0	1	-1	-4.00%	25	2	2			N	SC	0	\$1,455.43	
Exc Award (06/30/2016)																		
45604	CAVENDISH & DISTRICT	12/19/1985	Active	17	0	2	-2	-10.53%	18	1	2		4	N	P,VP,SC	6		
22521	COLAC	12/31/1957	Active	26	3	0	3	13.04%	22		1		2	N		5	\$167.19	
Exc Award (06/30/2016, 06/30/2022)																		
115746	CORIO NORLANE	01/18/2012	Active	23	0	0	0	0.00%	26		5		2	R	SC	2		
30657	DARTMOOR	04/24/1975	Active	10	0	0	0	0.00%	11		8		6		P,M,VP,SC	7	\$50.00	
32115	DEER PARK	04/09/1976	Active	15	2	0	2	15.38%	11		5		2	N	SC	0		
22522	DIMBOOLA	07/27/1973	Active	13	1	2	-1	-7.14%	12	6	1		5		P,VP,SC	6		
30658	DUNKELD & DISTRICT	04/24/1975	Active	18	1	0	1	5.88%	17		0		None		P,M,VP,SC	2	\$250.00	
22523	EDENHOPE	09/08/1958	Active	17	0	0	0	0.00%	15		2		3		M,VP,SC	7	\$1,356.42	
22525	FOOTSCRAY	10/02/1952	Active	19	4	5	-1	-5.00%	21	26	0				VP,SC	1		
42694	FORREST & DIST	05/03/1983	Active	12	0	0	0	0.00%	12		8		2	R		9		
22526	GEELONG	03/16/1953	Active	13	0	2	-2	-13.33%	12	8	0		None		P,VP,SC	4		
64472	GEELONG BREAKFAST	06/14/2001	Active	16	0	0	0	0.00%	15		6				VP	1		
22527	GEELONG CORIO BAY	07/01/1963	Active	23	1	18	-17	-42.50%	42	8	0			N	M,SC	0	\$665.21	



## Club Health Assessment for District 201V2 through December 2024

			Status		Membership						Reports					Finance		LCIF
Club Number	Club Name	Charter Date		Current Member Count	YTD Members Added	YTD Members Dropped	YTD Net Growth	YTD Net Growth%	Member Count 12 Months Ago	Avg. length of service for dropped members	Months Since Last MMR ***	Yrs. Since Last Officer Report	President Rotation	Vice President Reported ****	Months Since Last Activity Report ***	Account Balance	Donations for current Fiscal Year	
			Number of times on status quo within last two years	If below 15 members appears				If net loss is greater than 20% appears			If no report in 3 months appears in	When more than one year appears in	Number of repeat terms	Notes the officers that do not have an active	If no report at 12 months appears in red			
34321	GEELONG HAMLYN HEIGHTS	07/18/1977	Active	18	4	0	4	28.57%	12		0		2	N	0			
22528	GEELONG SOUTH BARWON	07/08/1965	Active	21	0	0	0	0.00%	21		4			N	S,M,SC	10		
31078	GOROKE	07/21/1975	Active	14	0	0	0	0.00%	14		6				P,VP	1	\$332.60	
33239	Green Park	01/19/1977	Active	22	0	0	0	0.00%	23		6		2	R	T,VP	5		
45427	GROVEDALE WAURN PONDS	10/08/1985	Active	15	0	1	-1	-6.25%	17	1	2		2		VP,SC	2		
Exc Award (06/30/2023)																		
22529	HAMILTON	09/28/1966	Active	21	0	3	-3	-12.50%	24	19	1			R	T,SC	0		
Exc Award (06/30/2016)																		
28202	HEYWOOD	03/28/1974	Active	22	4	0	4	22.22%	18		1			N	SC	1		
22530	HORSHAM	06/10/1955	Active	30	1	2	-1	-3.23%	31	26	0			N	SC	5		
Exc Award (06/30/2018)																		
44468	INVERLEIGH LEIGH VALLEY	12/11/1984	Active	22	0	1	-1	-4.35%	24	17	3				VP,SC	4		
22532	KANIVA	04/13/1966	Active	16	0	0	0	0.00%	17		7		2	R	SC	0	\$79.69	
22534	KOROIT	12/26/1973	Active	28	2	1	1	3.70%	29	23	1			N	SC	0		
22535	LARA	07/29/1970	Active	29	0	1	-1	-3.33%	29	19	0			N		0	\$720.03	
Exc Award (06/30/2022, 06/30/2023)																		
45605	LEOPOLD	12/16/1985	Active	41	7	1	6	17.14%	35	9	0			N	SC	0	\$69.00	
Exc Award (06/30/2021)																		
22536	LISMORE AND DISTRICTS	11/12/1968	Active	9	1	5	-4	-30.77%	8	2	0		None		P,S,T,M,VP SC	7		
87966	LITTLE RIVER	05/03/2005	Active	7	0	0	0	0.00%	6		2		5		VP,SC	2		
22538	MACARTHUR & DIST L C	11/26/1973	Cancelled(6*)	0	0	4	-4	-100.00%	12	18	0		None		P,S,T,M,VP SC	10	\$678.21	
63400	MELBOURNE VIETNAMESE	06/30/2000	Active	17	0	0	0	0.00%	17		9	1	None		P,S,T,M,VP SC	6		
Exc Award (06/30/2023)																		
22540	MERINO DIGBY L C	02/26/1971	Active	22	1	2	-1	-4.35%	23	6	0			IP	SC	0	\$657.18	
Exc Award (06/30/2024)																		
22541	MINYIP	08/06/1959	Active	17	0	0	0	0.00%	17		6			N		6		
39736	MORTLAKE	04/15/1981	Active	12	0	2	-2	-14.29%	14	1	2			N	SC	7		



## Club Health Assessment for District 201V2 through December 2024

			Status	Membership							Reports					Finance		LCIF
Club Number	Club Name	Charter Date		Current Member Count	YTD Members Added	YTD Members Dropped	YTD Net Growth	YTD Net Growth%	Member Count 12 Months Ago	Avg. length of service for dropped members	Months Since Last MMR ***	Yrs. Since Last Officer Report	President Rotation	Vice President Reported ****	Months Since Last Activity Report ***	Account Balance	Donations for current Fiscal Year	
			Number of times on status quo within last two years	If below 15 members appears				If net loss is greater than 20% appears			If no report in 3 months appears in	When more than one year appears in	Number of repeat terms	Notes the officers that do not have an active	If no report at 12 months appears in red			
32383	MURTOA	06/09/1976	Active	15	0	2	-2	-11.76%	17	22	0			VP	3	90+ Days		
30188	NATIMUK	01/24/1975	Active	15	0	0	0	0.00%	12		7			M,VP,SC	9			
22542	NHILL	06/19/1972	Active	61	3	2	1	1.67%	61	1	3		2	VP,SC	0			
Exc Award (06/30/2018, 06/30/2020, 06/30/2022)																		
22518	OCEAN GROVE BARWON HEADS	06/28/1955	Active	23	1	0	1	4.55%	22		1		N	SC	6			
37087	PENSHURST & DISTRICT L C	05/14/1979	Active	11	0	0	0	0.00%	12		8		2	R	5			
Exc Award (06/30/2023)																		
112099	POINT COOK	10/10/2011	Active	13	8	2	6	85.71%	6	28	0		2	VP	6			
34322	PORT FAIRY-BELFAST L C	07/18/1977	Active	38	1	0	1	2.70%	34		3			N	SC		1	
22543	PORTARLINGTON-DRYSDAL E L C	12/07/1970	Active	34	3	4	-1	-2.86%	35	14	0			N	SC		0	
22544	PORTLAND	11/30/1966	Active	23	3	3	0	0.00%	23	11	1		2	VP,SC	6			
22545	QUEENSCLIFF POINT LONSDALE	03/29/1961	Active	10	2	0	2	25.00%	10		0			N	SC		0	
22547	RUPANYUP	08/27/1957	Active	16	0	0	0	0.00%	15		8			R	SC		2	\$66.52
55268	SIMPSON & DIST L C	02/02/1994	Active	19	0	0	0	0.00%	19		6			IP	M,SC		9	\$69.00
Exc Award (06/30/2019)																		
22549	SKIPTON	10/24/1973	Active	11	0	0	0	0.00%	12		2		3	M,VP,SC	6			
22550	STAWELL	05/05/1972	Active	5	0	0	0	0.00%	4		7		2	S,M,VP,SC	5			
22551	SUNSHINE	05/12/1953	Active	27	3	0	3	12.50%	24		3			VP,SC	5			
Exc Award (06/30/2017, 06/30/2020)																		
41560	TERANG & DISTRICT L C	06/11/1982	Active	26	0	0	0	0.00%	25		8			N	S,SC	3		
22552	TIMBOON	06/07/1967	Active	14	0	0	0	0.00%	14		5		None	P,VP,SC	2		\$69.00	
22553	TORQUAY	06/23/1969	Active	29	0	0	0	0.00%	31		0			VP,SC	0		\$1,632.92	
22554	WARRNAMBOOL	12/16/1959	Active	48	0	3	-3	-5.88%	51	15	1		2	N	SC	0		
Exc Award (06/30/2020, 06/30/2022)																		
22556	WERRIBEE	03/03/1961	Active	18	1	5	-4	-18.18%	22	2	0		2	M,VP	0			
22557	WILLAURA	04/17/1969	Active	10	2	1	1	11.11%	12	13	1			M,VP,SC	0		\$235.01	



## Club Health Assessment for District 201V2 through December 2024

					Membership										Reports				Finance		LCIF
Club Number	Club Name	Charter Date	Status		Current Member Count	YTD Members Added	YTD Members Dropped	YTD Net Growth	YTD Net Growth%	Member Count 12 Months Ago	Avg. length of service for dropped members	Months Since Last MMR ***	Yrs. Since Last Officer Report	President Rotation	Vice President Reported ****	Months Since Last Activity Report ***	Account Balance	Donations for current Fiscal Year			
			Number of times on status quo within last two years		If below 15 members appears				If net loss is greater than 20% appears		If no report in 3 months appears in		When more than one year appears in		Number of repeat terms		Notes the officers that do not have an active		If no report at 12 months appears in red		
Exc Award (06/30/2018)																					
22559	WINCHELSEA	08/27/1958	Active		29	0	1	-1	-3.33%	30	32	0			R	SC	0		\$1,330.41		
Current Total Clubs Count	YTD New Clubs Count	YTD Cancelled Clubs Count	YTD Net Club Gain	Current Total Members Count	YTD Add	YTD Drop	YTD Net Growth	YTD Net Growth %	Member Count 12 Months Ago	Average Member Count Per Club	% of Clubs with less than 20 members	% No MMR in 3 Months	% No Officer Report in 12 Months	% of Clubs with balance 90+ days	Number of Clubs in Status Quo	% Status Quo Clubs in Financial Suspension	Number of Cancelled Clubs	Average Cancelled Club Age	Members Lost Due to Cancellation	% of Clubs Cancelled for Non-Financial Reasons	
62	0	1	-1	1,254	70	94	-24	-1.88%	1,280	20	56%	40%	2%	2%	0	0%	1	51	4	100%	

\* - P - Priority Club. Cancellation Reasons: 1-Objectives/conduct, 2-Non-active club, 5-Non-existing club, 6-Disbanding, 7-Merger, 8-Financial Suspension, 9-District/Multiple District Dues.

\*\* - Abbreviation: P-President, S-Secretary, T-Treasurer, M-Member Chairperson, VP-First Vice President, MC-Communications Chairperson, SC-Service Chairperson

\*\*\* - Abbreviation: N/R - Never reported using the Lions Clubs website, N/A - Not applicable, No password registered for the Lions Clubs website.

\*\*\*\* - Abbreviation: N - New, IP - Immediate Past, R - Repeat.



## Club Health Assessment for District 201V3 through December 2024

			Status	Membership							Reports					Finance	LCIF
Club Number	Club Name	Charter Date		Current Member Count	YTD Members Added	YTD Members Dropped	YTD Net Growth	YTD Net Growth%	Member Count 12 Months Ago	Avg. length of service for dropped members	Months Since Last MMR ***	Yrs. Since Last Officer Report	President Rotation	Vice President Reported ****	Months Since Last Activity Report ***	Account Balance	Donations for current Fiscal Year
			Number of times on status quo within last two years	If below 15 members appears				If net loss is greater than 20% appears			If no report in 3 months appears in	When more than one year appears in	Number of repeat terms	Notes the officers that do not have an active	If no report at 12 months red		
Clubs more than two years old																	
22763	BAIRNSDALE	06/19/1969	Active	19	1	3	-2	-9.52%	24	7	0			N	T,M,SC	3	
29813	BALNARRING	09/12/1974	Active	3	0	0	0	0.00%	3		5		2		P,T,M,VP,SC	24+	
58535	BASS VALLEY	06/30/1996	Active	5	0	0	0	0.00%	5		15		15		P,T,M,VP,SC	24+	
107413	BONEO	02/03/2010	Active(2)	16	0	2	-2	-11.11%	17	1	0		None		P,T,M,VP,SC	13	
41049	BRIAGOLONG & DISTRICT	03/15/1982	Cancelled(8*)	0	0	9	-9	-100.00%	9	15	0		None		P,S,T,M,VP SC	12	90+ Days
48185	BRUTHEN	02/29/1988	Active	4	0	4	-4	-50.00%	8	14	1		None		P,T,M,VP,SC	13	
141892	Casey	06/23/2020	Active	23	8	6	2	9.52%	26	3	0				T,M,VP,SC	24+	\$653.17
145644	Casey Hills Lionesses	05/19/2021	Active	11	0	0	0	0.00%	11		8		5		VP,SC	24+	
148629	Casey South East United	10/13/2021	Active(1)	5	0	18	-18	-78.26%	0	3	0		5	N	S,SC	3	
33453	CHURCHILL & DISTRICT L C	03/09/1977	Active	23	2	4	-2	-8.00%	28	8	0		2	N	P,SC	24+	\$10.35
22771	CRANBOURNE	10/16/1972	Active(2)	14	0	0	0	0.00%	14		8		None		P,T,M,VP,SC	24+	
22773	DROMANA	08/21/1967	Active	13	3	4	-1	-7.14%	15	11	4			N	VP,SC	0	
22774	DROUIN	05/09/1973	Active	27	2	1	1	3.85%	26	1	1				M,VP,SC	2	
Exc Award (06/30/2018)																	
22776	FLINDERS DISTRICT L C	05/19/1969	Active	36	1	0	1	2.86%	39		2				VP,SC	14	
22777	FRANKSTON	10/12/1961	Active	13	0	1	-1	-7.14%	14	50	2		2		VP	3	
143333	Gippsland Lakes Lionesses	11/02/2020	Active	15	0	0	0	0.00%	15		13		None		P,T,M,VP,SC	12	
22778	HEYFIELD	05/17/1968	Active	49	0	1	-1	-2.00%	50	22	3				T,VP,SC	3	
64469	INVERLOCH & DISTRICT	06/25/2001	Active	16	0	1	-1	-5.88%	12	3	0				T,VP,SC	9	
22779	KOO WEE RUP	01/16/1973	Active	13	0	1	-1	-7.14%	21	2	1			N	SC	24+	
22780	KORUMBURRA	04/24/1967	Active	26	0	2	-2	-7.14%	33	3	0				VP,SC	24+	
31181	LAKES ENTRANCE	08/15/1975	Active	15	2	3	-1	-6.25%	16	29	0		None		P,T,M,VP,SC	24+	
22781	LEONGATHA	10/10/1968	Active	26	0	0	0	0.00%	26		3		2	N	P,M,VP,SC	24+	
31169	LINDENOW	09/05/1975	Active	22	0	0	0	0.00%	22		4			N	SC	24+	



## Club Health Assessment for District 201V3 through December 2024

			Status	Membership							Reports					Finance	LCIF
Club Number	Club Name	Charter Date		Current Member Count	YTD Members Added	YTD Members Dropped	YTD Net Growth	YTD Net Growth%	Member Count 12 Months Ago	Avg. length of service for dropped members	Months Since Last MMR ***	Yrs. Since Last Officer Report	President Rotation	Vice President Reported ****	Months Since Last Activity Report ***	Account Balance	Donations for current Fiscal Year
			Number of times on status quo within last two years	If below 15 members appears				If net loss is greater than 20% appears			If no report in 3 months appears in	When more than one year appears in	Number of repeat terms	Notes the officers that do not have an active	If no report at 12 months red		
39821	LOCH SPORT	04/29/1981	Active	14	0	0	0	0.00%	14		2			VP,SC	2		
66655	LONGWARRY AND DISTRICT	09/27/2002	Active	6	0	0	0	0.00%	6		8		9	R	M,SC	24+	
22782	MAFFRA	03/25/1970	Active	26	2	1	1	4.00%	26	0	0		2	R	VP,SC	3	
142902	Maffra Lionesses	09/14/2020	Cancelled(6*)	0	0	0	0	0.00%	20		6	1	None	P,S,T,M,VP SC	10		
45177	MALLACOOTA & DISTRICT	06/14/1985	Active	14	0	2	-2	-12.50%	16	9	0		2		P,M,VP,SC	24+	
52303	MC CRAE & DIST	12/17/1991	Active(1)	20	3	2	1	5.26%	21	4	2			N	M	3	90+ Days
Exc Award (06/30/2020, 06/30/2021)																	
43102	METUNG	10/04/1983	Active(1)	19	2	0	2	11.76%	19		3		None	P,T,M,VP,SC	24+	90+ Days	
85043	MIRBOO NORTH	03/16/2005	Active	11	1	0	1	10.00%	10		3		2	R	M,SC	16	
22783	MOE	08/18/1966	Active	30	4	5	-1	-3.23%	29	11	0			N	P,SC	2	
22786	MORNINGTON	04/23/1968	Active	27	0	0	0	0.00%	27		14				P,T,VP,SC	24+	
22787	MORWELL	09/16/1963	Cancelled(8*)	0	0	5	-5	-100.00%	3	2	3		None	P,S,T,M,VP SC	24+	90+ Days	
22788	MOUNT ELIZA	12/04/1969	Active	15	14	21	-7	-31.82%	16	8	0				P,VP	24+	90+ Days
34686	MOUNT ERICA L C	11/07/1977	Active	7	1	2	-1	-12.50%	7	17	1		2		S,T,VP,SC	24+	
62903	NARRE WARREN	03/13/2000	Active(2)	8	0	0	0	0.00%	11		9		None	P,S,T,M,VP SC	24+		
38701	NEERIM DISTRICT L C	06/23/1980	Active	13	0	0	0	0.00%	13		4		14		T,VP,SC	24+	
22791	OMEOSHIRE L C	03/12/1973	Active	5	0	0	0	0.00%	5		30		None	P,S,T,M,VP SC	24+		
22792	ORBOST	05/16/1969	Active(3)	5	0	0	0	0.00%	4		11		None	P,T,M,VP,SC	24+	90+ Days	
31202	PAKENHAM	09/17/1975	Active	9	0	1	-1	-10.00%	10	1	0				P,VP,SC	0	
34470	PAYNESVILLE	09/21/1977	Active	17	2	3	-1	-5.56%	17	7	2				P,T,VP,SC	14	
22793	PHILLIP ISLAND	07/22/1968	Active	17	0	3	-3	-15.00%	19	9	0		2		T,VP,SC	24+	
45011	RED HILL & DIST	05/30/1985	Active	16	0	0	0	0.00%	18		8		3		T,VP,SC	14	
22794	ROSEBUD	12/26/1972	Cancelled(6*)	0	0	0	0	0.00%	7		6	1	None	P,S,T,M,VP SC	13		
22795	ROSEDALE	01/30/1973	Active(1)	5	0	0	0	0.00%	5		13		None	P,T,M,VP,SC	23		
22796	RYE	04/28/1972	Active	23	0	0	0	0.00%	19		4				VP,SC	24+	



## Club Health Assessment for District 201V3 through December 2024

			Status	Membership							Reports					Finance	LCIF	
Club Number	Club Name	Charter Date		Current Member Count	YTD Members Added	YTD Members Dropped	YTD Net Growth	YTD Net Growth%	Member Count 12 Months Ago	Avg. length of service for dropped members	Months Since Last MMR ***	Yrs. Since Last Officer Report	President Rotation	Vice President Reported ****	Months Since Last Activity Report ***	Account Balance	Donations for current Fiscal Year	
			Number of times on status quo within last two years	If below 15 members appears				If net loss is greater than 20% appears			If no report in 3 months appears in	When more than one year appears in	Number of repeat terms		Notes the officers that do not have an active	If no report at 12 months appears in red		
Exc Award (06/30/2021)																		
22797	SALE INC L C	04/13/1967	Active	16	0	2	-2	-11.11%	21	7	1			N	SC	9	90+ Days	\$657.18
22801	STRATFORD	09/12/1972	Active	13	0	1	-1	-7.14%	15	47	2			R	T,VP,SC	0		
59900	STRZELECKI	08/15/1997	Active	26	0	4	-4	-13.33%	31	16	0		2	N	T,M,VP,SC	24+		
22803	TOORA	11/30/1972	Active	18	0	2	-2	-10.00%	19	23	1		3		VP,SC	0		
106656	TOORADIN & DISTRICT	09/25/2009	Active	13	3	2	1	8.33%	12	4	0				T,VP,SC	0		
22804	TRAFALGAR	12/03/1969	Active	32	1	2	-1	-3.03%	35	7	0		2		P,VP,SC	9		
22805	TRARALGON	04/27/1966	Active	27	1	0	1	3.85%	27		4			N	P,VP,SC	16		
138545	Twin Rivers	06/07/2019	Active	11	2	0	2	22.22%	8		0		4		S,VP,SC	0		
144731	Victoria Need For Feed	01/14/2021	Active	13	0	0	0	0.00%	14		4		None		P,T,M,VP,SC	N/R		
22806	WARRAGUL	07/27/1966	Active	43	1	1	0	0.00%	45	4	3				VP,SC	24+		
63401	WELLINGTON LA TROBE	06/30/2000	Active	14	3	0	3	27.27%	12		0		2		T,VP,SC	3	90+ Days	
45178	WILLOW GROVE & DISTRICT	06/27/1985	Active	20	0	2	-2	-9.09%	22	10	3				M,VP,SC	0		
22809	WONTHAGGI	07/24/1961	Status Quo(1)	12	2	0	2	20.00%	11		4		None		P,T,M,VP,SC	19		
35823	YARRAGON	06/22/1978	Active	25	1	1	0	0.00%	25	3	2				P,T,M,VP,SC	24+		
22811	YARRAM	04/09/1969	Active	10	0	2	-2	-16.67%	12	12	2				T,VP,SC	0		
44885	YINNAR & DIST	04/11/1985	Active	17	1	2	-1	-5.56%	18	11	4			R	P,VP,SC	15		

Clubs Cancelled Previous Fiscal Year – Clubs Cancelled within last 12 months may be reinstated

Club Number	Club Name	Charter Date	Current Status*	Cancellation Date
46484	MT MARTHA	07/28/1986	Cancelled(6*)	07/29/2023
33888	SAN REMO-NEWHAVEN L C	05/18/1977	Cancelled(6*)	05/29/2024



## Club Health Assessment for District 201V3 through December 2024

INTERNATIONAL

Club Number	Club Name	Charter Date	Status		Membership								Reports					Finance		LCIF		
					Current Member Count	YTD Members Added	YTD Members Dropped	YTD Net Growth	YTD Net Growth%	Member Count 12 Months Ago	Avg. length of service for dropped members	Months Since Last MMR ***	Yrs. Since Last Officer Report	President Rotation	Vice President Reported ****	Months Since Last Activity Report ***	Account Balance	Donations for current Fiscal Year				
							Number of times on status quo within last two years		If below 15 members appears				If net loss is greater than 20% appears		If no report in 3 months appears in	When more than one year appears in	Number of repeat terms		Notes the officers that do not have an active	If no report at 12 months appears in red		
Current Total Clubs Count	YTD New Clubs Count	YTD Cancelled Clubs Count	YTD Net Club Gain	Current Total Members Count	YTD Add	YTD Drop	YTD Net Growth	YTD Net Growth %	Member Count 12 Months Ago	Average Member Count Per Club	% of Clubs with less than 20 members	% No MMR in 3 Months	% No Officer Report in 12 Months	% of Clubs with balance 90+ days	Number of Clubs in Status Quo	% Status Quo Clubs in Financial Suspension	Number of Cancelled Clubs	Average Cancelled Club Age	Members Lost Due to Cancellation	% of Clubs Cancelled for Non-Financial Reasons		
59	0	4	-4	1,011	63	126	-63	-5.87%	1,103	17	68%	44%	0%	10%	1	100%	4	61	14	50%		

\* - P - Priority Club. Cancellation Reasons: 1-Objectives/conduct, 2-Non-active club, 5-Non-existing club, 6-Disbanding, 7-Merger, 8-Financial Suspension, 9-District/Multiple District Dues.

\*\* - Abbreviation: P-President, S-Secretary, T-Treasurer, M-Member Chairperson, VP-First Vice President, MC-Communications Chairperson, SC-Service Chairperson

\*\*\* - Abbreviation: N/R - Never reported using the Lions Clubs website, N/A - Not applicable, No password registered for the Lions Clubs website.

\*\*\*\* - Abbreviation: N - New, IP - Immediate Past, R - Repeat.






## Club Health Assessment for District 201V5 through December 2024

			Status	Membership							Reports					Finance	LCIF
Club Number	Club Name	Charter Date		Current Member Count	YTD Members Added	YTD Members Dropped	YTD Net Growth	YTD Net Growth%	Member Count 12 Months Ago	Avg. length of service for dropped members	Months Since Last MMR ***	Yrs. Since Last Officer Report	President Rotation	Vice President Reported ****	Months Since Last Activity Report ***	Account Balance	Donations for current Fiscal Year
			Number of times on status quo within last two years	If below 15 members appears				If net loss is greater than 20% appears			If no report in 3 months appears in	When more than one year appears in	Number of repeat terms	Notes the officers that do not have an active	If no report at 12 months appears in red		
Clubs less than two years old																	
157616	Box Hill Silk Road	03/26/2024	Active	23	2	0	2	9.52%	0		1		2	VP	0		
154594	Melbourne Sikhs	06/05/2023	Active(1)	18	0	0	0	0.00%	22		6		3	T,M,VP,SC	14		
155355	South Morang - Plenty Valley	08/01/2023	Active(1)	11	0	20	-20	-64.52%	31	1	0			R SC	14		
Clubs more than two years old																	
22964	ALEXANDRA	08/22/1972	Active	13	0	0	0	0.00%	11		7		3	R SC	0		
126033	Ashwood-Mt Waverley	10/21/2015	Active	17	0	0	0	0.00%	16		8			R SC	1		
22764	BEAUMARIS	09/12/1972	Active	17	1	0	1	6.25%	13		1		6	R	0		
Exc Award (06/30/2023)																	
32554	BLACKBURN	06/28/1976	Active	35	1	1	0	0.00%	37	7	0		2	VP	1		\$1,314.35
Exc Award (06/30/2023, 06/30/2024)																	
22969	BORONIA	04/26/1969	Active	13	1	0	1	8.33%	13		4		10	M,VP,SC	5	90+ Days	
22340	BOROONDARA CENTRAL	04/05/1957	Active	16	2	2	0	0.00%	17	1	2			R SC	0		
58828	BOROONDARA GARDINERS CREEK	11/13/1996	Active	9	0	0	0	0.00%	9		3		3	N SC	1		
22970	BOX HILL	08/11/1960	Active	21	3	3	0	0.00%	19	37	0		2	R SC	4		\$3,952.76
Exc Award (06/30/2020, 06/30/2023)																	
62444	BRIGHTON	10/26/1999	Active	19	4	3	1	5.56%	17	4	0			N SC	3		\$2,624.70
22971	BROADFORD	04/11/1972	Active(2)	12	0	0	0	0.00%	13		6		5	VP	0		
22768	CARNEGIE	03/14/1969	Active	27	0	0	0	0.00%	26		6			IP	1		
Exc Award (06/30/2021)																	
44886	CLARINDA	04/11/1985	Active	6	0	0	0	0.00%	7		7		3	N SC	0		
22974	CROYDON MOOROOLBARK	11/11/1964	Active	26	0	2	-2	-7.14%	30	8	0			N SC	17		
22772	DANDENONG	11/19/1958	Active	31	1	2	-1	-3.13%	32	19	1		3	M,VP,SC	1		
121514	Dandenong City	03/24/2014	Active	5	0	0	0	0.00%	5		22	1	None	P,S,T,M,VP SC	1		
Exc Award (06/30/2017)																	
64756	DANDENONG SUPPER	10/29/2001	Active	27	3	1	2	8.00%	27	1	0			VP	0		



## Club Health Assessment for District 201V5 through December 2024

			Status	Membership							Reports					Finance	LCIF
Club Number	Club Name	Charter Date		Current Member Count	YTD Members Added	YTD Members Dropped	YTD Net Growth	YTD Net Growth%	Member Count 12 Months Ago	Avg. length of service for dropped members	Months Since Last MMR ***	Yrs. Since Last Officer Report	President Rotation	Vice President Reported ****	Months Since Last Activity Report ***	Account Balance	Donations for current Fiscal Year
			Number of times on status quo within last two years	If below 15 members appears				If net loss is greater than 20% appears			If no report in 3 months appears in	When more than one year appears in	Number of repeat terms	Notes the officers that do not have an active	If no report at 12 months appears in red		
22977	DIAMOND VALLEY L C	03/26/1973	Active	15	1	2	-1	-6.25%	16	6	0			N	2		
Exc Award (06/30/2018)																	
43101	DONVALE	10/11/1983	Active	22	0	0	0	0.00%	22		2			N	0		
22976	DOOKIE	06/05/1973	Active	17	0	1	-1	-5.56%	17	8	2			N	1		
30935	EILDON	06/12/1975	Active(1)	10	0	0	0	0.00%	10		6		2	R	0		
32498	ELTHAM	06/28/1976	Active	14	4	3	1	7.69%	13	6	0		3	N	6		
30245	EMERALD	02/17/1975	Active	9	2	0	2	28.57%	9		5				7		
22979	EUROA	08/01/1963	Active	18	2	2	0	0.00%	22	20	0				0		
22994	FOREST HILL INC	07/10/1969	Active	8	0	0	0	0.00%	9		3		4		2		
Exc Award (06/30/2023)																	
22983	HEALESVILLE	03/24/1961	Active	29	7	0	7	31.82%	21		0				0		
22998	HEATHMONT	12/07/1970	Active	10	3	3	0	0.00%	13	52	2		2		0		
33575	KINGLAKE	03/31/1977	Active	5	0	0	0	0.00%	5		14		10		2		
146884	Knox	06/21/2021	Active	14	0	0	0	0.00%	15		5			R	0		
22985	KYABRAM	06/05/1964	Active	23	0	1	-1	-4.17%	24	4	1				4		
104240	LYNDHURST & DISTRICT	01/08/2009	Active	29	1	2	-1	-3.33%	35	2	1				2		
108806	LYSTERFIELD	06/25/2010	Active	35	2	0	2	6.06%	32		5		2	R	1		\$678.22
Exc Award (06/30/2016, 06/30/2020, 06/30/20)																	
22988	MARYSVILLE & DISTRICT	04/25/1973	Active	33	1	2	-1	-2.94%	38	10	2		2	R	4		
140069	MELBOURNE ALL-ABILITIES	10/14/2019	Active	24	3	2	1	4.35%	22	5	0			N	1		\$665.21
Exc Award (06/30/2020, 06/30/2021, 06/30/20)																	
36155	Melbourne Deaf and Hard of Hearing	10/25/1978	Active	8	0	4	-4	-33.33%	13	17	0			N	1		\$678.21
Exc Award (06/30/2016)																	
22989	MERRIGUM	02/20/1973	Active	15	0	0	0	0.00%	17		8			R	2		
50982	MITCHAM INSPIRANTE	10/09/1990	Active(1)	10	0	0	0	0.00%	14		6		2		17		
115753	MONASH	12/22/2011	Active	14	1	0	1	7.69%	12		1		3		1		\$132.86



## Club Health Assessment for District 201V5 through December 2024

			Status	Membership							Reports					Finance	LCIF	
Club Number	Club Name	Charter Date		Current Member Count	YTD Members Added	YTD Members Dropped	YTD Net Growth	YTD Net Growth%	Member Count 12 Months Ago	Avg. length of service for dropped members	Months Since Last MMR ***	Yrs. Since Last Officer Report	President Rotation	Vice President Reported ****	Months Since Last Activity Report ***	Account Balance	Donations for current Fiscal Year	
			Number of times on status quo within last two years	If below 15 members appears					If net loss is greater than 20% appears			If no report in 3 months appears in	When more than one year appears in	Number of repeat terms	Notes the officers that do not have an active	If no report at 12 months appears in red		
Exc Award (06/30/2023, 06/30/2024)																		
22784	MOORABBIN	03/07/1963	Active	16	1	0	1	6.67%	15		4			N M	1			
22990	MOOROPNA	06/26/1972	Active	25	3	1	2	8.70%	23	13	1			R	1			
22785	MORDIALLOC-MENTONE	02/03/1964	Active	10	0	0	0	0.00%	10		7		6	R VP,SC	4		\$1,996.38	
109121	NILLUMBIK	08/24/2010	Active	20	4	2	2	11.11%	18	2	1		4	R SC	4		\$992.91	
Exc Award (06/30/2023)																		
22789	NOBLE	04/21/1970	Active	11	0	0	0	0.00%	11		1			VP,SC	17			
22993	PARK-KEYSBOROUGH	10/13/1959	Active	26	2	3	-1	-3.70%	29	26	0		2	VP,SC	0		\$1,328.64	
Exc Award (06/30/2023)																		
22790	OAKLEIGH	05/24/1966	Active(3)	7	0	0	0	0.00%	7		13	1	None	P,S,T,M,VP SC	17			
34687	PARK ORCHARDS	11/07/1977	Active	26	0	4	-4	-13.33%	34	9	0		3	VP,SC	4			
53595	ROWVILLE	08/15/1992	Active	22	2	0	2	10.00%	20		2		2	R VP	0		\$326.58	
Exc Award (06/30/2023)																		
22798	SANDRINGHAM	09/27/1966	Active	24	3	2	1	4.35%	23	7	0		7	R	3		\$657.18	
Exc Award (06/30/2023)																		
52734	SEYMOUR GOULBURN	03/18/1992	Active	35	2	2	0	0.00%	38	29	1			R SC	0			
Exc Award (06/30/2018, 06/30/2020, 06/30/2024)																		
23000	SHEPPARTON	04/14/1961	Active	9	0	2	-2	-18.18%	13	2	0		4	R	2			
Exc Award (06/30/2023)																		
149435	Shepparton Wanganui	01/11/2022	Active	15	0	3	-3	-16.67%	20	11	3		2	N P,T,SC	9			
45176	SOUTH VERMONT INC	06/24/1985	Active	26	2	1	1	4.00%	27	5	2			N M,SC	0		\$657.18	
Exc Award (06/30/2020)																		
43785	TALLYGAROPNA	04/12/1984	Active	20	1	3	-2	-9.09%	22	9	0			P,T,M,VP,SC	4			
23004	TATURA	11/01/1971	Active	23	3	0	3	15.00%	21		0			N SC	1			
111196	TOOLAMBA	05/26/2011	Active	20	2	1	1	5.26%	19	1	2		2	T,VP,SC	3			
22996	VERMONT INC	01/11/1974	Active	13	0	0	0	0.00%	13		9		2	R SC	1		\$524.14	
36607	VIOLET TOWN	02/16/1979	Active	12	0	0	0	0.00%	12		5		2	S,T,M,VP,SC	14	90+ Days		



## Club Health Assessment for District 201V5 through December 2024

			Status	Membership							Reports					Finance	LCIF
Club Number	Club Name	Charter Date		Current Member Count	YTD Members Added	YTD Members Dropped	YTD Net Growth	YTD Net Growth%	Member Count 12 Months Ago	Avg. length of service for dropped members	Months Since Last MMR ***	Yrs. Since Last Officer Report	President Rotation	Vice President Reported ****	Months Since Last Activity Report ***	Account Balance	Donations for current Fiscal Year
			Number of times on status quo within last two years	If below 15 members appears				If net loss is greater than 20% appears			If no report in 3 months appears in	When more than one year appears in	Number of repeat terms	Notes the officers that do not have an active	If no report at 12 months appears in red		
22909	WANDONG-WALLAN L C	06/05/1973	Active	14	1	1	0	0.00%	14	3	0		None	P,M,VP,SC	17		
32250	WANTIRNA	05/18/1976	Active	17	3	1	2	13.33%	17	10	2			N	SC	0	\$172.51
	Exc Award (06/30/2018, 06/30/2022)																
23010	WARRANTYTE	09/12/1972	Active	9	3	3	0	0.00%	11	16	3			IP	M,SC	5	
22807	WAVERLEY INC.	08/19/1961	Active	24	1	0	1	4.35%	23		4		2	R	SC	0	
	Exc Award (06/30/2018)																
55509	WHEELERS HILL	04/07/1994	Active	48	5	4	1	2.13%	44	2	0		2	N		0	\$985.76
	Exc Award (06/30/2018, 06/30/2022, 06/30/20)																
82391	WHEELERS HILL SOUTH EAST BUSINESS	05/20/2004	Active	25	0	2	-2	-7.41%	27	11	1				VP,SC	1	
23012	WHITTLESEA	11/25/1969	Active	27	3	0	3	12.50%	23		1		2		VP,SC	0	\$131.44
	Exc Award (06/30/2023)																

Clubs Cancelled Previous Fiscal Year – Clubs Cancelled within last 12 months may be reinstated

Club Number	Club Name	Charter Date	Current Status*	Cancellation Date
22379	PORT PHILLIP	10/26/1970	Cancelled(6*)	07/29/2023

Current Total Clubs Count	YTD New Clubs Count	YTD Cancelled Clubs Count	YTD Net Club Gain	Current Total Members Count	YTD Add	YTD Drop	YTD Net Growth	YTD Net Growth %	Member Count 12 Months Ago	Average Member Count Per Club	% of Clubs with less than 20 members	% No MMR in 3 Months	% No Officer Report in 12 Months	% of Clubs with balance 90+ days	Number of Clubs in Status Quo	% Status Quo Clubs in Financial Suspension	Number of Cancelled Clubs	Average Cancelled Club Age	Members Lost Due to Cancellation	% of Clubs Cancelled for Non-Financial Reasons
66	0	0	0	1,232	86	91	-5	-0.40%	1,258	19	56%	38%	3%	3%	0	0%	0	0	0	0%

\* - P - Priority Club. Cancellation Reasons: 1-Objectives/conduct, 2-Non-active club, 5-Non-existing club, 6-Disbanding, 7-Merger, 8-Financial Suspension, 9-District/Multiple District Dues.


\*\* - Abbreviation: P-President, S-Secretary, T-Treasurer, M-Member Chairperson, VP-First Vice President, MC-Communications Chairperson, SC-Service Chairperson

\*\*\* - Abbreviation: N/R - Never reported using the Lions Clubs website, N/A - Not applicable, No password registered for the Lions Clubs website.

\*\*\*\* - Abbreviation: N - New, IP - Immediate Past, R - Repeat.



## Club Health Assessment for District 201V6 through December 2024

			Status	Membership							Reports					Finance		LCIF
Club Number	Club Name	Charter Date		Current Member Count	YTD Members Added	YTD Members Dropped	YTD Net Growth	YTD Net Growth%	Member Count 12 Months Ago	Avg. length of service for dropped members	Months Since Last MMR ***	Yrs. Since Last Officer Report	President Rotation	Vice President Reported ****	Months Since Last Activity Report ***	Account Balance	Donations for current Fiscal Year	
			Number of times on status quo within last two years	If below 15 members appears				If net loss is greater than 20% appears			If no report in 3 months appears in	When more than one year appears in	Number of repeat terms	Notes the officers that do not have an active	If no report at 12 months appears in red			
Clubs more than two years old																		
22962	ALBURY	04/15/1957	Active	21	1	0	1	5.00%	21		4			N	VP,SC	9	\$162.12	
Exc Award (06/30/2018)																		
22864	BARHAM KOONDROOK	05/17/1968	Active	26	2	2	0	0.00%	25	6	0			N	SC	0	\$2,070.11	
Exc Award (06/30/2016)																		
30286	BAROOGA & DISTRICT	02/13/1975	Active	9	1	5	-4	-30.77%	13	19	1		2		T,VP,SC	0	\$979.75	
22965	BEECHWORTH	04/20/1959	Active	10	0	2	-2	-16.67%	13	4	4				M,VP,SC	0		
Exc Award (06/30/2016, 06/30/2021)																		
22966	BENALLA	09/16/1957	Active	19	3	11	-8	-29.63%	23	5	0			N		0		
Exc Award (06/30/2018, 06/30/2022, 06/30/20)																		
22968	BERRIGAN	06/26/1973	Active	9	0	0	0	0.00%	9		8				VP,SC	0	90+ Days	
Exc Award (06/30/2016)																		
31672	BRIGHT	02/05/1976	Active	18	0	1	-1	-5.26%	18	49	4			N	M,SC	0		
29657	CHILTERN	07/24/1974	Active	16	0	1	-1	-5.88%	15	1	1		2		M,VP,SC	0		
22972	COBRAM	09/14/1964	Active	16	4	0	4	33.33%	11		2			N	SC	0	\$665.21	
22873	COHUNA	12/06/1962	Active	26	0	4	-4	-13.33%	33	14	4				VP	0		
Exc Award (06/30/2021)																		
22973	COROWA	11/20/1959	Active	42	1	1	0	0.00%	40	59	1		2	N	SC	0		
Exc Award (06/30/2017, 06/30/2019)																		
35414	CORRYONG	04/05/1978	Active	14	1	0	1	7.69%	13		4		2		S,T,M,VP,SC	0	90+ Days	
43257	CULCAIRN	12/08/1983	Active	15	1	5	-4	-21.05%	19	2	1		3	N	P,M,VP,SC	0	\$665.21	
22876	DENILIKUIN	11/01/1961	Active	15	0	6	-6	-28.57%	22	14	1			N	M,VP,SC	0		
Exc Award (06/30/2018)																		
41561	EAST LODDON	06/28/1982	Active	5	0	1	-1	-16.67%	6	2	1		5		VP,SC	1		
22879	ECHUCA	08/25/1965	Active	30	1	4	-3	-9.09%	34	13	3			N	M,SC	0		
61189	ELMORE	10/19/1998	Active	16	0	0	0	0.00%	16		4		5	N	P,M,SC	0		
22981	FINLEY	03/18/1969	Active	28	0	0	0	0.00%	28		6			N	SC	0		



## Club Health Assessment for District 201V6 through December 2024

			Status	Membership							Reports					Finance		LCIF
Club Number	Club Name	Charter Date		Current Member Count	YTD Members Added	YTD Members Dropped	YTD Net Growth	YTD Net Growth%	Member Count 12 Months Ago	Avg. length of service for dropped members	Months Since Last MMR ***	Yrs. Since Last Officer Report	President Rotation	Vice President Reported ****	Months Since Last Activity Report ***	Account Balance	Donations for current Fiscal Year	
			Number of times on status quo within last two years	If below 15 members appears				If net loss is greater than 20% appears			If no report in 3 months appears in	When more than one year appears in	Number of repeat terms	Notes the officers that do not have an active	If no report at 12 months appears in red			
124253	Glenrowan-Warby Ranges	02/24/2015	Active	5	1	6	-5	-50.00%	13	9	2		2	M,VP,SC	0			
29395	GUNBOWER	05/23/1974	Active	9	0	0	0	0.00%	8		5		11	M,VP,SC	0			
34471	HENTY	09/28/1977	Active	14	1	0	1	7.69%	11		5			N SC	0			
	Exc Award (06/30/2022)																	
22984	HOLBROOK	06/26/1973	Active	8	2	1	1	14.29%	8	0	4		5	P,T,M,VP,SC	0			
33374	JERILDERIE & DISTRICT L C	02/18/1977	Active	7	0	0	0	0.00%	7		2		7	P,M,VP,SC	0			
29658	KATAMATITE	07/15/1974	Active	17	1	0	1	6.25%	16		5		2	P,VP,SC	0			
	Exc Award (06/30/2024)																	
22887	KERANG	04/30/1968	Active	23	1	0	1	4.55%	25		0			VP,SC	0		\$339.11	
	Exc Award (06/30/2016, 06/30/2017, 06/30/2020)																	
44570	KIEWA-TANGAMBALANGA	01/29/1985	Active	34	0	0	0	0.00%	35		5		2	VP,SC	0			
	Exc Award (06/30/2016, 06/30/2017)																	
146031	Lake Mulwala	06/01/2021	Active	19	1	6	-5	-20.83%	21	2	0		2	VP,SC	0			
	Exc Award (06/30/2023)																	
22986	LAVINGTON	06/16/1970	Active	43	0	4	-4	-8.51%	45	25	0			N T,SC	0			
	Exc Award (06/30/2019, 06/30/2024)																	
35412	LEITCHVILLE	04/20/1978	Active	11	0	0	0	0.00%	13		8			P,T,M,VP,SC	0			
68719	LOCKHART	04/18/2003	Active	24	2	0	2	9.09%	18		2		3	N T,SC	0			
	Exc Award (06/30/2023, 06/30/2024)																	
22891	LOCKINGTON	08/21/1973	Active	22	0	0	0	0.00%	23		8			N SC	0			
	Exc Award (06/30/2016, 06/30/2023)																	
34047	MOAMA	06/08/1977	Active	18	4	1	3	20.00%	15	3	0		2	N M,SC	0			
46655	MOYHU	11/04/1986	Active	10	0	0	0	0.00%	10		2			N SC	0			
43786	MURCHISON & DISTRICT	04/10/1984	Active	11	0	0	0	0.00%	13		1		8	T,M,VP,SC	4			
	Exc Award (06/30/2016)																	
49704	MURRABIT & DIST	06/30/1989	Active	24	0	1	-1	-4.00%	25	43	1		5	R M,VP,SC	1		\$339.11	
	Exc Award (06/30/2016)																	
22992	MYRTLEFORD	04/03/1964	Active	34	3	0	3	9.68%	32		1		2	N P,M,SC	0			



## Club Health Assessment for District 201V6 through December 2024

			Status	Membership							Reports					Finance		LCIF
Club Number	Club Name	Charter Date		Current Member Count	YTD Members Added	YTD Members Dropped	YTD Net Growth	YTD Net Growth%	Member Count 12 Months Ago	Avg. length of service for dropped members	Months Since Last MMR ***	Yrs. Since Last Officer Report	President Rotation	Vice President Reported ****	Months Since Last Activity Report ***	Account Balance	Donations for current Fiscal Year	
			Number of times on status quo within last two years	If below 15 members appears			If net loss is greater than 20% appears				If no report in 3 months appears in	When more than one year appears in	Number of repeat terms	Notes the officers that do not have an active	If no report at 12 months appears in red			
32497	NATHALIA & DISTRICT	06/28/1976	Active	19	0	0	0	0.00%	19		3		4	M,VP,SC	0			
Exc Award (06/30/2016)																		
22995	NUMURKAH	06/10/1969	Active	26	1	2	-1	-3.70%	30	19	0			P,VP,SC	0		\$332.60	
Exc Award (06/30/2017, 06/30/2018)																		
33243	OAKLANDS & DISTRICT	01/19/1977	Active	10	0	0	0	0.00%	10		5		5	VP,SC	1			
22900	PYRAMID HILL	03/27/1969	Active	6	0	0	0	0.00%	8		5		2	P,T,M,VP,SC	1			
22899	QUAMBATOOK	10/12/1971	Active	9	0	0	0	0.00%	11		8		4	S,M,VP,SC	15			
22902	ROCHESTER	04/16/1969	Active	27	1	1	0	0.00%	23	3	2			IP SC	0			
Exc Award (06/30/2023)																		
29929	RUTHERGLEN	11/07/1974	Active	11	0	0	0	0.00%	11		8		2	N SC	0			
Exc Award (06/30/2017, 06/30/2018)																		
23003	STRATHMERTON	05/09/1973	Active	20	2	3	-1	-4.76%	22	11	0			M,VP,SC	2		\$665.21	
Exc Award (06/30/2016, 06/30/2018)																		
108095	THURGOONA & DISTRICT	04/13/2010	Active	7	1	0	1	16.67%	12		4		5	VP,SC	0		\$665.21	
Exc Award (06/30/2016, 06/30/2017, 06/30/2018)																		
30246	TOCUMWAL & DISTRICT	02/17/1975	Active	15	4	5	-1	-6.25%	18	9	0		2	N VP,SC	0		\$665.21	
Exc Award (06/30/2016, 06/30/2023)																		
23006	TONGALA	08/24/1972	Active	35	2	0	2	6.06%	32		3		2	R SC	0			
Exc Award (06/30/2024)																		
33576	TUNGAMAH & DISTRICT L C	03/24/1977	Active	27	2	0	2	8.00%	25		1			N	0			
Exc Award (06/30/2018, 06/30/2019, 06/30/2020)																		
23007	UPPER KIEWA VALLEY	10/26/1963	Active	15	2	2	0	0.00%	15	18	0			IP SC	0	90+ Days		
34472	WALLA WALLA	09/09/1977	Active	8	0	1	-1	-11.11%	7	6	2			M,VP,SC	0			
Exc Award (06/30/2018)																		
46518	WALWA JINGELLIC	08/05/1986	Active	10	1	1	0	0.00%	10	4	0		2	R M,SC	1			
Exc Award (06/30/2018)																		
23009	WANGARATTA	11/23/1955	Active	37	2	0	2	5.71%	41		4			N SC	1		\$1,880.04	
Exc Award (06/30/2023)																		



## Club Health Assessment for District 201V6 through December 2024

				Status		Membership						Reports					Finance		LCIF	
Club Number	Club Name	Charter Date		Current Member Count	YTD Members Added	YTD Members Dropped	YTD Net Growth	YTD Net Growth%	Member Count 12 Months Ago	Avg. length of service for dropped members	Months Since Last MMR ***	Yrs. Since Last Officer Report	President Rotation	Vice President Reported ****	Months Since Last Activity Report ***	Account Balance	Donations for current Fiscal Year			
			Number of times on status quo within last two years	If below 15 members appears				If net loss is greater than 20% appears			If no report in 3 months appears in	When more than one year appears in	Number of repeat terms	Notes the officers that do not have an active	If no report at 12 months appears in red					
23011	WODONGA	06/08/1965	Active	33	3	1	2	6.45%	34	6	2			N SC	0		\$472.38			
	Exc Award (06/30/2016, 06/30/2018)																			
30978	YACKANDANDAH	06/24/1975	Active	21	1	0	1	5.00%	18		4			R M,SC	4	90+ Days				
23013	YARRAWONGA	09/14/1964	Active	26	2	1	1	4.00%	24	0	2			N VP,SC	0		\$332.16			
	Exc Award (06/30/2016, 06/30/2019, 06/30/2020)																			
Current Total Clubs Count	YTD New Clubs Count	YTD Cancelled Clubs Count	YTD Net Club Gain	Current Total Members Count	YTD Add	YTD Drop	YTD Net Growth	YTD Net Growth %	Member Count 12 Months Ago	Average Member Count Per Club	% of Clubs with less than 20 members	% No MMR in 3 Months	% No Officer Report in 12 Months	% of Clubs with balance 90+ days	Number of Clubs in Status Quo	% Status Quo Clubs in Financial Suspension	Number of Cancelled Clubs	Average Cancelled Club Age	Members Lost Due to Cancellation	% of Clubs Cancelled for Non-Financial Reasons
55	0	0	0	1,030	55	79	-24	-2.28%	1,067	19	60%	45%	0%	7%	0	0%	0	0	0	0%

\* - P - Priority Club. Cancellation Reasons: 1-Objectives/conduct, 2-Non-active club, 5-Non-existing club, 6-Disbanding, 7-Merger, 8-Financial Suspension, 9-District/Multiple District Dues.

\*\* - Abbreviation: P-President, S-Secretary, T-Treasurer, M-Member Chairperson, VP-First Vice President, MC-Communications Chairperson, SC-Service Chairperson

\*\*\* - Abbreviation: N/R - Never reported using the Lions Clubs website, N/A - Not applicable, No password registered for the Lions Clubs website.

\*\*\*\* - Abbreviation: N - New, IP - Immediate Past, R - Repeat.





# Club Health Assessment for District 201V14 through December 2024

			Status	Membership							Reports					Finance		LCIF
Club Number	Club Name	Charter Date		Current Member Count	YTD Members Added	YTD Members Dropped	YTD Net Growth	YTD Net Growth%	Member Count 12 Months Ago	Avg. length of service for dropped members	Months Since Last MMR ***	Yrs. Since Last Officer Report	President Rotation	Vice President Reported ****	Months Since Last Activity Report ***	Account Balance	Donations for current Fiscal Year	
			Number of times on status quo within last two years	If below 15 members appears					If net loss is greater than 20% appears									
											If no report in 3 months appears in	When more than one year appears in	Number of repeat terms	Notes the officers that do not have an active	If no report at 12 months appears red			
Clubs more than two years old																		
122477	Alfredton Lucas	06/17/2014	Active	11	1	0	1	10.00%	10		0			VP,SC	0		\$37.47	
22515	BACCHUS MARSH	07/12/1972	Active	43	1	3	-2	-4.44%	44	28	0			N	SC	1		
22516	BALLAN	04/14/1972	Active	8	0	0	0	0.00%	9		9		5		VP,SC	0		
22517	BALLARAT	10/29/1960	Active	20	0	0	0	0.00%	21		0		None		P,M,VP,SC	19		
22865	BENDIGO	01/16/1956	Active	17	0	0	0	0.00%	18		6		3	R	P,SC	4		
22867	BEULAH	07/11/1973	Active	15	0	1	-1	-6.25%	16	51	4		7	N	P,M,VP,SC	0		
22868	BIRCHIP	09/09/1958	Active	8	0	0	0	0.00%	8		16				M,VP,SC	16		
38195	BRIM	03/19/1980	Active	12	0	0	0	0.00%	12		19		3		S,T,M,VP,SC	24+		
22869	BROADMEADOWS	05/22/1962	Active	1	0	2	-2	-66.67%	3	29	0		4		T,VP,SC	0		
44569	BROWN HILL & DISTRICT	01/08/1985	Active	9	1	8	-7	-43.75%	17	18	0		None		P,T,M,VP,SC	7		
22870	BRUNSWICK	09/20/1961	Active	9	1	0	1	12.50%	8		4				VP	14		
31200	BUNINYONG MT HELEN	09/24/1975	Active(1)	23	3	1	2	9.52%	23	8	1				VP,SC	17		
40538	CARISBROOK	11/17/1981	Active	32	3	1	2	6.67%	32	1	4		7		M,VP,SC	2	90+ Days	
100428	CAROLINE SPRINGS AND DISTRICT	11/20/2007	Active	5	0	0	0	0.00%	6		6		4		VP,SC	12		
22871	CASTLEMAINE DISTRICT L C	12/14/1971	Active	21	0	4	-4	-16.00%	25	4	0		3	N		0		
Exc Award (06/30/2024)																		
33240	CHARLTON	01/13/1977	Active	19	1	4	-3	-13.64%	21	11	0				M,VP,SC	0	\$332.16	
Exc Award (06/30/2020, 06/30/2021)																		
22872	COBURG	08/15/1959	Active	2	0	0	0	0.00%	2		5		9		VP	2		
22877	CRESWICK	11/20/1973	Active	12	0	1	-1	-7.69%	12	13	1		5	N	SC	12		
40539	DIGGERS REST	11/02/1981	Active	14	4	0	4	40.00%	10		5		4	R	M,SC	0		
22875	DONALD	08/31/1957	Active	20	3	2	1	5.26%	20	30	4				M,VP,SC	20		
31483	EAGLEHAWK	12/03/1975	Active	11	0	0	0	0.00%	11		9		2		S,M,VP,SC	8		
22524	ESSENDON	03/18/1953	Active	14	0	0	0	0.00%	15		0		2	R		8		



# Club Health Assessment for District 201V14 through December 2024

			Status	Membership							Reports					Finance	LCIF	
Club Number	Club Name	Charter Date		Current Member Count	YTD Members Added	YTD Members Dropped	YTD Net Growth	YTD Net Growth%	Member Count 12 Months Ago	Avg. length of service for dropped members	Months Since Last MMR ***	Yrs. Since Last Officer Report	President Rotation	Vice President Reported ****	Months Since Last Activity Report ***	Account Balance	Donations for current Fiscal Year	
			Number of times on status quo within last two years	If below 15 members appears			If net loss is greater than 20% appears				If no report in 3 months appears in	When more than one year appears in	Number of repeat terms	Notes the officers that do not have an active	If no report at 12 months appears in red			
122114	Gisborne and District	05/09/2014	Active	15	3	1	2	15.38%	14	11	0		2	R	SC	2	90+ Days	\$657.18
30287	GLENROY	02/28/1975	Active	13	0	2	-2	-13.33%	15	18	2			N		0		
44311	HADDON & DIST	10/03/1984	Active	17	0	1	-1	-5.56%	18	46	0		3	N	M,SC	21		
44084	HARCOURT & DISTRICT L C	06/06/1984	Active	8	0	0	0	0.00%	8		8		2		P,M,VP,SC	5		
22884	HEATHCOTE	03/25/1971	Active	10	1	0	1	11.11%	11		2				VP,SC	9		
52652	HEIDELBERG WARRINGAL	03/10/1992	Active	10	2	1	1	11.11%	12	40	3				VP	2		
47684	HUNTLY & EPSOM	08/03/1987	Active	11	1	1	0	0.00%	11	6	1		5		P,VP,SC	1		
22885	INGLEWOOD	09/06/1965	Active	14	3	2	1	7.69%	13	17	0		3		M,VP,SC	2		
32827	KANGAROO FLAT	10/11/1976	Active	3	0	0	0	0.00%	3		0		8		S,VP,SC	24+		
22889	KYNETON	08/17/1953	Active	14	0	0	0	0.00%	14		0				VP,SC	0		
36605	LAKE BOGA	02/08/1979	Active(1)	10	0	1	-1	-9.09%	12	4	1			R	VP,SC	0	90+ Days	\$664.32
22890	LANCEFIELD ROMSEY	08/16/1973	Active	14	1	0	1	7.69%	15		0				VP,SC	0		
48942	MAIDEN GULLY-MARONG	10/12/1988	Active(1)	26	0	0	0	0.00%	28		4		4	N	SC	5		
29656	MALDON	07/18/1974	Active	15	0	0	0	0.00%	15		8		6	R		0		
22892	MARYBOROUGH	07/01/1970	Active	13	0	0	0	0.00%	13		0				P,VP,SC	0		
134632	Melbourne Ausina	04/30/2018	Active	16	2	2	0	0.00%	16	3	4			N	SC	5		
61177	MELBOURNE CHINESE	10/13/1998	Active	78	1	0	1	1.30%	77		1		2		VP	7		
Exc Award (06/01/2024, 06/30/2020, 06/30/20)																		
125232	Melbourne City-Southbank	06/18/2015	Active	7	0	0	0	0.00%	7		7		3		M,VP,SC	7		
139390	Melbourne Great Ocean	09/12/2019	Active(1)	24	0	5	-5	-17.24%	28	5	2				VP,SC	5		
22363	MELBOURNE HOST	03/19/1952	Active	12	0	0	0	0.00%	12		0		2	N		13		
22364	MELBOURNE MARKETS INC	05/17/1972	Active(1)	10	0	2	-2	-16.67%	12	11	3		4		VP,SC	24+		
130151	Melbourne Next Gen	03/03/2017	Active	19	0	0	0	0.00%	20		6		3	R		8		
Exc Award (06/30/2020, 06/30/2022)																		
126005	Melbourne Sino Innovation Inc	10/22/2015	Active(1)	42	0	0	0	0.00%	41		6			N	SC	8		
Exc Award (06/30/2018)																		



# Club Health Assessment for District 201V14 through December 2024

Club Number	Club Name	Charter Date	Status	Membership							Reports					Finance	LCIF
				Current Member Count	YTD Members Added	YTD Members Dropped	YTD Net Growth	YTD Net Growth%	Member Count 12 Months Ago	Avg. length of service members	Months Since Last MMR ***	Yrs. Since Last Officer Report	President Rotation	Vice President Reported ****	Months Since Last Activity Report ***	Account Balance	Donations for current Fiscal Year
			Number of times on status quo within last two years	If below 15 members appears				If net loss is greater than 20% appears			If no report in 3 months appears in	When more than one year appears in	Number of repeat terms	Notes the officers that do not have an active	If no report at 12 months red		
22539	MELTON	12/17/1968	Active	9	0	2	-2	-18.18%	12	7	3			N	SC	24+	
33110	MOUNT BOLTON & DISTRICT L C	12/21/1976	Active	22	1	0	1	4.76%	21		3		3		M,VP,SC	11	
22893	NORTHCOTE	08/16/1962	Active	22	3	1	2	10.00%	21	12	1			N	SC	0	\$2,441.56
37971	NYAH DISTRICT L C	01/31/1980	Active	13	2	1	1	8.33%	12	13	0		2		M,VP	21	
22895	OUYEN	11/21/1968	Active	10	0	0	0	0.00%	11		6		2		VP,SC	10	
22546	RAINBOW	06/24/1970	Active	18	2	2	0	0.00%	18	16	4		2		P,VP,SC	22	
22901	RESERVOIR	07/07/1971	Active	5	1	0	1	25.00%	3		0		8		VP	23	
33242	RIDDELLS CREEK	01/13/1977	Active	12	0	0	0	0.00%	11		3		15		VP,SC	1	\$32.86
35623	ROBINVALE & DISTRICT L C	05/17/1978	Active(1)	9	0	0	0	0.00%	9		11		2		P,S,T,M,VP SC	24+	
22905	SEA LAKE	03/13/1961	Active	7	0	0	0	0.00%	10		6		15		P,S,T,M,VP SC	22	
22548	SEBASTOPOL & DISTRICT	05/09/1972	Active	24	1	0	1	4.35%	22		3			N	SC	0	\$1,314.35
Exc Award (06/30/2022, 06/30/2024)																	
36606	SPEED	02/16/1979	Active	26	0	0	0	0.00%	26		17				VP,SC	22	
22904	ST ARNAUD	12/27/1971	Active	20	0	0	0	0.00%	20		9				VP,SC	9	
66461	STATE PARLIAMENT VICTORIA	06/28/2002	Active	19	1	0	1	5.56%	19		4		6		VP,SC	24+	
32249	STRATHFIELDSAYE	05/18/1976	Active	16	2	0	2	14.29%	16		1			R		2	
Exc Award (06/30/2018)																	
64954	SUNBURY	01/24/2002	P- Active	0	0	0	0	0.00%	0		18	1	None		P,S,T,M,VP SC	24	
22908	SWAN HILL	11/04/1964	Active	10	0	0	0	0.00%	14		1		2		M,VP,SC	17	\$657.18
108750	TAYLORS LAKES	06/22/2010	Active	24	1	0	1	4.35%	19		5		2	R	SC	5	
Exc Award (06/30/2021)																	
44218	TRENTHAM	08/31/1984	Active	22	1	1	0	0.00%	18	20	0		None		P,M,VP	15	90+ Days \$665.21
40168	ULTIMA	06/30/1981	Active	9	1	1	0	0.00%	9	8	0		5		P,T,M,VP,SC	0	
122027	Victoria Quilters	04/28/2014	Active	14	0	0	0	0.00%	13		8				VP,SC	8	\$100.00
22910	WARRACKNABEAL	12/10/1964	Active	21	0	0	0	0.00%	21		8		7		M,VP,SC	19	



## Club Health Assessment for District 201V14 through December 2024

INTERNATIONAL

Club Number	Club Name	Charter Date	Status	Membership						Reports				Finance	LCIF		
				Current Member Count	YTD Members Added	YTD Members Dropped	YTD Net Growth	YTD Net Growth%	Member Count 12 Months Ago	Avg. length of service for dropped members	Months Since Last MMR ***	Yrs. Since Last Officer Report	President Rotation	Vice President Reported ****	Months Since Last Activity Report ***	Account Balance	Donations for current Fiscal Year
			Number of times on status quo within last two years	If below 15 members appears				If net loss is greater than 20% appears			If no report in 3 months appears in	When more than one year appears in	Number of repeat terms	Notes the officers that do not have an active	If no report at 12 months appears in red		
35624	WEDDERBURN	05/10/1978	Active	27	2	0	2	8.00%	27		5			N	T,M,SC	4	
22555	WENDOREE	10/21/1970	Active	3	0	0	0	0.00%	3		10		4		VP,SC	19	
22911	WOODEND	08/15/1972	Active	9	1	0	1	12.50%	8		0		12		M,VP,SC	0	
22912	WOOMELANG	04/30/1969	Active	22	0	0	0	0.00%	22		9		4		P,M,VP,SC	9	
22913	WYCHEPROOF	10/01/1962	Active	25	0	0	0	0.00%	27		6				P,VP,SC	2	

Clubs Cancelled Previous Fiscal Year – Clubs Cancelled within last 12 months may be reinstated

Club Number	Club Name	Charter Date	Current Status*	Cancellation Date
22531	JEPARIT	06/12/1973	Cancelled(6*)	08/29/2023

Current Total Clubs Count	YTD New Clubs Count	YTD Cancelled Clubs Count	YTD Net Club Gain	Current Total Members Count	YTD Add	YTD Drop	YTD Net Growth	YTD Net Growth %	Member Count 12 Months Ago	Average Member Count Per Club	% of Clubs with less than 20 members	% No MMR in 3 Months	% No Officer Report in 12 Months	% of Clubs with balance 90+ days	Number of Clubs in Status Quo	% Status Quo Clubs in Financial Suspension	Number of Cancelled Clubs	Average Cancelled Club Age	Members Lost Due to Cancellation	% of Clubs Cancelled for Non-Financial Reasons
72	0	0	0	1,145	51	53	-2	-0.17%	1,170	16	71%	56%	1%	6%	0	0%	0	0	0	0%

\* - P - Priority Club. Cancellation Reasons: 1-Objectives/conduct, 2-Non-active club, 5-Non-existing club, 6-Disbanding, 7-Merger, 8-Financial Suspension, 9-District/Multiple District Dues.

\*\* - Abbreviation: P-President, S-Secretary, T-Treasurer, M-Member Chairperson, VP-First Vice President, MC-Communications Chairperson, SC-Service Chairperson

\*\*\* - Abbreviation: N/R - Never reported using the Lions Clubs website, N/A - Not applicable, No password registered for the Lions Clubs website.

\*\*\*\* - Abbreviation: N - New, IP - Immediate Past, R - Repeat.



# Club Health Assessment for District 201WA through December 2024

Club Number	Club Name	Charter Date	Status	Membership							Reports					Finance	LCIF
				Current Member Count	YTD Members Added	YTD Members Dropped	YTD Net Growth	YTD Net Growth%	Member Count 12 Months Ago	Avg. length of service for dropped members	Months Since Last MMR ***	Yrs. Since Last Officer Report	President Rotation	Vice President Reported ****	Months Since Last Activity Report ***	Account Balance	Donations for current Fiscal Year
			Number of times on status quo within last two years	If below 15 members appears				If net loss is greater than 20% appears			If no report in 3 months appears	When more than one year appears in	Number of repeat terms	Notes the officers that do not have an active	If no report at 12 months appears in red		
<b>Clubs less than two years old</b>																	
157229	Western Australia Lions Diabetes	02/12/2024	Active	27	3	1	2	8.00%	0	0	0		2	N	N/A		
153745	Western Australia Multicultural	03/02/2023	Active	32	4	4	0	0.00%	33	3	0		3	R	SC	5	
<b>Clubs more than two years old</b>																	
22914	ALBANY	01/28/1965	Active	11	0	0	0	0.00%	12		8			IP	SC	23	\$176.33
28062	ALBANY SOUTH COAST	02/14/1974	Active	18	0	0	0	0.00%	17		9		3	N	M,SC	0	
22916	ARMADALE KELMSCOTT	08/09/1971	Active	21	1	0	1	5.00%	21		0		2	N	SC	24+	\$665.21
117214	ATWELL	06/20/2012	Active	20	0	0	0	0.00%	20		9			R		9	
58511	AUSTRALIND	06/27/1996	Active	27	0	0	0	0.00%	30		6		2	R		0	
	Exc Award (06/30/2017)																
43651	BALDIVIS	03/09/1984	Active	15	1	2	-1	-6.25%	16	9	2			N	SC	5	\$133.76
	Exc Award (06/30/2017)																
49355	BALLAJURA	03/31/1989	Active	17	0	0	0	0.00%	19		4		3	R	SC	4	\$466.09
	Exc Award (06/30/2017, 06/30/2018)																
51957	BASSENDAN	08/13/1991	Active	9	0	0	0	0.00%	9		19	1	None		P,S,T,M,VP SC	24+	\$271.28
33887	BENCUBBIN & DISTRICTS L C	05/05/1977	Active(1)	7	0	0	0	0.00%	7		10		2	R	SC	5	
31577	BODDINGTON	01/16/1976	Active	26	9	2	7	36.84%	24	0	4		8		VP,SC	2	
22919	BOORAGOON	05/11/1973	Active	22	0	5	-5	-18.52%	29	17	2			N	SC	2	\$531.46
	Exc Award (06/30/2022, 06/30/2023)																
22920	BOYANUP INC	03/06/1973	Active	13	0	2	-2	-13.33%	18	6	4				VP,SC	11	
40203	BOYUP BROOK	06/30/1981	Active	8	0	0	0	0.00%	8		6		5		M,VP,SC	24+	
38702	BRIDGETOWN	06/30/1980	Active	9	0	2	-2	-18.18%	13	4	0	1	None		P,S,T,M,VP SC	24+	
22723	BROOME	12/27/1971	Active	22	0	3	-3	-12.00%	27	3	2		2	R	SC	24+	
22922	BRUNSWICK JUNCTION	04/07/1970	Active	31	1	1	0	0.00%	30	4	1			N	SC	1	
22923	BULL CREEK L C	05/27/1970	Active	12	1	0	1	9.09%	13		2			R	M,SC	0	\$1,356.42
22926	BUSSELTON	05/31/1966	Active	55	2	4	-2	-3.51%	55	6	0		2	N		6	




# Club Health Assessment for District 201WA through December 2024

			Status	Membership							Reports					Finance		LCIF		
Club Number	Club Name	Charter Date		Current Member Count	YTD Members Added	YTD Members Dropped	YTD Net Growth	YTD Net Growth%	Member Count 12 Months Ago	Avg. length of service for dropped members	Months Since Last MMR ***	Yrs. Since Last Officer Report	President Rotation	Vice President Reported ****	Months Since Last Activity Report ***	Account Balance	Donations for current Fiscal Year			
			Number of times on status quo within last two years	If below 15 members appears					If net loss is greater than 20% appears						If no report in 3 months appears in	When more than one year appears in	Number of repeat terms	Notes the officers that do not have an active red	If no report in 12 months appears in	
Exc Award (06/30/2016, 06/30/2017, 06/30/2020)																				
33889	CANNING CITY INC	05/18/1977	Active	25	2	1	1	4.17%	24	2	1		2	R	SC	3				
55309	CARNAMAH	02/14/1994	Active	5	0	0	0	0.00%	5		5				M,VP,SC	24+				
22724	CARNARVON	10/29/1965	Active	11	0	0	0	0.00%	10		11		3		M,VP,SC	24+				
22758	CITY OF PERTH HOST LC	09/22/1962	Active	9	0	2	-2	-18.18%	11	3	1		2		M,VP,SC	17				
45179	CLAREMONT NEDLANDS	06/27/1985	Active	19	0	0	0	0.00%	16		4		3	R	VP,SC	5				
22929	COLLIE	05/09/1966	Active	27	0	4	-4	-12.90%	31	14	1			N	VP,SC	7				
44764	COWARAMUP	03/28/1985	Active	25	0	0	0	0.00%	26		6			R	SC	0	\$1,328.64			
43787	CUNDERDIN	04/09/1984	Active	17	0	2	-2	-10.53%	19	23	0				M,VP,SC	1				
47026	DALWALLINU & DIST	03/09/1987	Active	7	0	0	0	0.00%	7		15		2		M,VP,SC	24				
22930	DARDANUP	12/29/1971	Active	32	1	0	1	3.23%	30		4			N	P,VP,SC	8				
22931	DENMARK	11/26/1973	Active	16	3	0	3	23.08%	11		4		3		M,VP,SC	0				
43529	DONGARA DENISON	02/10/1984	Active	22	2	0	2	10.00%	20		3		3		VP,SC	0				
41050	DONNYBROOK	03/18/1982	Active	12	2	0	2	20.00%	11		5				P,M,VP,SC	24+				
Exc Award (06/30/2017)																				
29595	DUNCRAIG	06/07/1974	Active	32	1	1	0	0.00%	36	8	0			N	S	0				
Exc Award (06/30/2018, 06/30/2019)																				
38496	DUNSBOROUGH	05/20/1980	Active	27	0	0	0	0.00%	31		6				VP,SC	2				
29317	EATON	05/03/1974	Active	21	0	0	0	0.00%	24		3			N	P,SC	4				
65266	ELLENBROOK	04/23/2002	Active	15	3	3	0	0.00%	17	7	0				VP,SC	1				
22932	ESPERANCE	04/23/1968	Active	16	2	1	1	6.67%	16	22	1				M,VP,SC	24+				
101638	FALCON INC	03/31/2008	Active	37	3	0	3	8.82%	30		2			N	SC	0	\$328.59			
22750	FLOREAT	08/03/1965	Active	19	0	1	-1	-5.00%	23	37	0			IP	M,SC	9				
22934	FREMANTLE	02/21/1964	Active	12	0	1	-1	-7.69%	14	27	3			N	SC	13				
22933	FREMANTLE EAST	04/28/1972	Active	8	0	0	0	0.00%	7		8		13	R	SC	1				
22731	GERALDTON	12/08/1965	Active	9	0	0	0	0.00%	9		19	2	None		P,S,T,M,VP SC	24+				



# Club Health Assessment for District 201WA through December 2024

			Status	Membership						Reports					Finance		LCIF
Club Number	Club Name	Charter Date		Current Member Count	YTD Members Added	YTD Members Dropped	YTD Net Growth	YTD Net Growth%	Member Count 12 Months Ago	Avg. length of service for dropped members	Months Since Last MMR ***	Yrs. Since Last Officer Report	President Rotation	Vice President Reported ****	Months Since Last Activity Report ***	Account Balance	Donations for current Fiscal Year
			Number of times on status quo within last two years	If below 15 members appears				If net loss is greater than 20% appears			If no report in 3 months appears in	When more than one year appears in	Number of repeat terms	Notes the officers that do not have an active	If no report at 12 months appears in red		
31873	GINGIN CHITTERING	03/18/1976	Active	12	0	0	0	0.00%	12		20			M,VP,SC	0		
38819	GIRRAWHEEN L C	07/07/1980	Active	19	1	0	1	5.56%	19		4			R, P,SC	4		
22927	GOSNELLS	07/16/1969	Active	25	0	3	-3	-10.71%	25	4	0			N, SC	3		
102028	HANNANS GOLDFIELDS	05/23/2008	Active(1)	10	0	1	-1	-9.09%	12	14	4		3	P,M,VP,SC	12		
144465	Harrisdale Piara Waters	04/19/2021	Active	12	0	0	0	0.00%	14		6		4	M,VP,SC	24+		
40540	HARVEY	11/17/1981	Active	21	0	0	0	0.00%	21		0		None	N, P,SC	0		
35415	HYDEN	04/12/1978	Active	14	0	0	0	0.00%	13		8			T,M,VP,SC	24+		
61934	JANDAKOT LAKES	05/17/1999	Active(1)	4	3	0	3	300.00%	3		4			M,VP,SC	24		
35625	JERRAMUNGUP	05/26/1978	Active	15	2	0	2	15.38%	13		5		7	M,VP,SC	5		
22935	KALAMUNDA	05/21/1968	Active	16	1	1	0	0.00%	20	3	1		2	R, SC	8		
22735	KALGOORLIE	06/01/1967	Active	9	0	0	0	0.00%	9		6			VP,SC	9		
22936	KATANNING	03/12/1973	Active	12	0	1	-1	-7.69%	13	2	0		3	VP,SC	0		
50959	KINGSLEY-WOODVALE	09/25/1990	Active	17	0	3	-3	-15.00%	22	5	0		4	N, S,M,SC	1		
36746	KOJONUP	03/08/1979	Active	20	0	3	-3	-13.04%	23	28	1			N, SC	4		
22938	KONDININ	09/13/1973	Active	7	1	1	0	0.00%	8	2	1		3	R, SC	10		
22939	KULIN	12/05/1972	Active	12	0	0	0	0.00%	12		8		3	R, T,M,SC	24+		
22940	KWINANA	03/28/1968	Active	14	0	0	0	0.00%	14		4			N	24+		
Exc Award (06/30/2018)																	
22941	LAKE GRACE	11/13/1969	Active	10	0	1	-1	-9.09%	13	39	0		3	R, M,SC	6		
95278	LANCELIN AND DISTRICTS	01/30/2006	Active	12	2	1	1	9.09%	10	0	2		3	VP,SC	15		
41839	LEEMING & DIST	09/23/1982	Active	11	0	1	-1	-8.33%	14	6	0			VP	1		
22942	LEEWIN	10/12/1971	Active	34	4	7	-3	-8.11%	33	5	2		4	VP,SC	24+		
22943	MANDURAH	06/07/1971	Active	51	5	0	5	10.87%	45		3		2	R, SC	2		\$664.32
Exc Award (06/30/2024)																	
22944	MANJIMUP	05/05/1968	Active	8	0	0	0	0.00%	12		3			VP	2		





# Club Health Assessment for District 201WA through December 2024

			Status	Membership							Reports					Finance		LCIF	
Club Number	Club Name	Charter Date		Current Member Count	YTD Members Added	YTD Members Dropped	YTD Net Growth	YTD Net Growth%	Member Count 12 Months Ago	Avg. length of service for dropped members	Months Since Last MMR ***	Yrs. Since Last Officer Report	President Rotation	Vice President Reported ****	Months Since Last Activity Report ***	Account Balance	Donations for current Fiscal Year		
			Number of times on status quo within last two years	If below 15 members appears					If net loss is greater than 20% appears		If no report in 3 months appears in	When more than one year appears in	Number of repeat terms	Notes the officers that do not have an active	If no report at 12 months appears in red				
99495	MARGARET RIVER	05/30/2007	Active	26	0	0	0	0.00%	25		4				VP,SC	8	90+ Days	\$326.58	
Exc Award (06/30/2023)																			
59621	MOORA	05/15/1997	Active	18	0	4	-4	-18.18%	23	1	1			M,VP,SC	19				
22948	MT BARKER	12/11/1969	Active(1)	25	0	0	0	0.00%	23		5			R	9				
42210	NANNUP	01/21/1983	Active	14	0	0	0	0.00%	14		9		3	M,VP,SC	24+				
36403	NAREMBEEN	12/29/1978	Active	7	0	0	0	0.00%	9		6			N	SC	N/R			
22950	NARROGIN	06/13/1968	Active	34	0	3	-3	-8.11%	37	28	1			N	M,SC	24+			
22745	NEWMAN	10/05/1971	Active(1)	9	4	0	4	80.00%	5		5		11	S,M,VP,SC	4				
40668	NORANDA	12/01/1981	Active	20	6	4	2	11.11%	23	34	0		2	R	SC	1			
107810	NORTH BEACH	03/26/2010	Active	22	4	0	4	22.22%	20		1		2	R	SC	2			
22951	NORTHAM	05/21/1968	Active	32	1	0	1	3.23%	31		4		3	N	VP	5	\$2,328.23		
Exc Award (06/30/2016)																			
22747	NORTHAMPTON	08/20/1970	Active	23	0	0	0	0.00%	24		10				P,M,VP,SC	24+	\$1,328.64		
41840	PINGRUP	09/27/1982	Active	12	0	0	0	0.00%	12		30		3		P,M,VP,SC	N/R			
22952	PINJARRA	01/03/1974	Active	17	0	1	-1	-5.56%	19	1	2		2	R	P,SC	2			
60305	PORT KENNEDY	01/20/1998	Active	17	0	1	-1	-5.56%	14	12	0		2		VP,SC	7			
Exc Award (06/30/2018, 06/30/2019)																			
22954	ROCKINGHAM	03/23/1967	Active	23	1	3	-2	-8.00%	23	1	0		2	N		0			
31486	SERPENTINE-JARRAHDALE	12/15/1975	Active	15	2	2	0	0.00%	14	2	4			N	T,VP,SC	6			
22955	SOUTH PERTH	10/26/1965	Active	22	4	1	3	15.79%	19	17	4		2	R	SC	12			
22756	STIRLING	03/23/1971	Active	16	2	2	0	0.00%	16	8	0		2	R	SC	0			
Exc Award (06/30/2018)																			
35089	TAMBELLUP	02/02/1978	Active	14	1	1	0	0.00%	14	11	3		5		P,M,VP,SC	24+			
22759	THREE SPRINGS	01/09/1973	Active(1)	9	0	0	0	0.00%	6		1		3		T,M,VP,SC	24+			
32747	TOODYAY	09/14/1976	Active	14	0	0	0	0.00%	12		9		2		VP,SC	8			
140866	Vasse	02/28/2020	Active	33	1	0	1	3.13%	36		1		3	R		4			





## Club Health Assessment for District 201WA through December 2024

			Status		Membership						Reports					Finance		LCIF		
Club Number	Club Name	Charter Date		Current Member Count	YTD Members Added	YTD Members Dropped	YTD Net Growth	YTD Net Growth%	Member Count 12 Months Ago	Avg. length of service for dropped members	Months Since Last MMR ***	Yrs. Since Last Officer Report	President Rotation	Vice President Reported ****	Months Since Last Activity Report ***	Account Balance	Donations for current Fiscal Year			
			Number of times on status quo within last two years	If below 15 members appears				If net loss is greater than 20% appears			If no report in 3 months appears in	When more than one year appears in	Number of repeat terms	Notes the officers that do not have an active	If no report at 12 months appears in red					
Exc Award (06/30/2022)																				
22958	VICTORIA PARK	04/17/1963	Active(1)	23	0	0	0	0.00%	24		9		3	N	11					
22959	WAGIN	05/03/1966	Active	16	0	0	0	0.00%	16		9		2	R	24+					
37264	WANDERING	06/14/1979	Active	20	0	2	-2	-9.09%	23	8	3			P,M,VP,SC	N/R					
22761	WANNEROO	05/03/1971	Active	13	0	0	0	0.00%	13		9			IP	SC	17				
22960	WAROONA	03/18/1969	Active	25	0	1	-1	-3.85%	27	1	3		2	N	2					
Exc Award (06/30/2017, 06/30/2018)																				
37709	WHITFORD	11/21/1979	Active	11	3	0	3	37.50%	7		5		2	R	4					
Current Total Clubs Count	YTD New Clubs Count	YTD Cancelled Clubs Count	YTD Net Club Gain	Current Total Members Count	YTD Add	YTD Drop	YTD Net Growth	YTD Net Growth %	Member Count 12 Months Ago	Average Member Count Per Club	% of Clubs with less than 20 members	% No MMR in 3 Months	% No Officer Report in 12 Months	% of Clubs with balance 90+ days	Number of Clubs in Status Quo	% Status Quo Clubs in Financial Suspension	Number of Cancelled Clubs	Average Cancelled Club Age	Members Lost Due to Cancellation	% of Clubs Cancelled for Non-Financial Reasons
94	0	0	0	1,720	89	90	-1	-0.06%	1,738	18	61%	57%	3%	1%	0	0%	0	0	0	0%

\* - P - Priority Club. Cancellation Reasons: 1-Objectives/conduct, 2-Non-active club, 5-Non-existing club, 6-Disbanding, 7-Merger, 8-Financial Suspension, 9-District/Multiple District Dues.


\*\* - Abbreviation: P-President, S-Secretary, T-Treasurer, M-Member Chairperson, VP-First Vice President, MC-Communications Chairperson, SC-Service Chairperson

\*\*\* - Abbreviation: N/R - Never reported using the Lions Clubs website, N/A - Not applicable, No password registered for the Lions Clubs website.

\*\*\*\* - Abbreviation: N - New, IP - Immediate Past, R - Repeat.



Club Health Assessment for District 201W2 - Cancelled through December 2024

			Status	Membership							Reports					Finance	LCIF
Club Number	Club Name	Charter Date		Current Member Count	YTD Members Added	YTD Members Dropped	YTD Net Growth	YTD Net Growth%	Member Count 12 Months Ago	Avg. length of service for dropped members	Months Since Last MMR ***	Yrs. Since Last Officer Report	President Rotation	Vice President Reported ****	Months Since Last Activity Report ***	Account Balance	Donations for current Fiscal Year
			Number of times on status quo within last two years	If below 15 members appears			If net loss is greater than 20% appears				If no report in 3 months appears in	When more than one year appears in	Number of repeat terms	Notes the officers that do not have an active	If no report at 12 months appears in red		

Clubs Cancelled Previous Fiscal Year – Clubs Cancelled within last 12 months may be reinstated

Club Number	Club Name	Charter Date	Current Status*	Cancellation Date
50219	CAPEL	02/21/1990	Cancelled(6*)	02/29/2024

Current Total Clubs Count	YTD New Clubs Count	YTD Cancelled Clubs Count	YTD Net Club Gain	Current Total Members Count	YTD Add	YTD Drop	YTD Net Growth	YTD Net Growth %	Member Count 12 Months Ago	Average Member Count Per Club	% of Clubs with less than 20 members	% No MMR in 3 Months	% No Officer Report in 12 Months	% of Clubs with balance 90+ days	Number of Clubs in Status Quo	% Status Quo Clubs in Financial Suspension	Number of Cancelled Clubs	Average Cancelled Club Age	Members Lost Due to Cancellation	% of Clubs Cancelled for Non-Financial Reasons
0	0	0	0	0	0	0	0	100.00%	0	0	0%	0%	0%	0%	0	0%	0	0	0	0%

\* - P - Priority Club. Cancellation Reasons: 1-Objectives/conduct, 2-Non-active club, 5-Non-existing club, 6-Disbanding, 7-Merger, 8-Financial Suspension, 9-District/Multiple District Dues.  
\*\* - Abbreviation: P-President, S-Secretary, T-Treasurer, M-Member Chairperson, VP-First Vice President, MC-Communications Chairperson, SC-Service Chairperson  
\*\*\* - Abbreviation: N/R - Never reported using the Lions Clubs website, N/A - Not applicable, No password registered for the Lions Clubs website.  
\*\*\*\* - Abbreviation: N - New, IP - Immediate Past, R - Repeat.